

# KID'S STUFF

Go Fly A Kite:

It's easy to make a flat kite. You need a stiff frame, a covering to catch the wind, and a bridle to attach the string. There are a few pointers to remember: NEVER use metal or wire. Materials must be strong. A flat kite needs a long tail. Small kites are harder to fly.

## AN EASY FLAT KITE:

**Sticks-** Use two sticks of a light wood such as pine, spruce or bass. Balsa is not strong enough for the frame. Two round, 1/4" dowels work well.

The crosswise stick should be 30" and the lengthwise 36" long. Join the sticks 9" down the lengthwise stick. Glue and wrap with twine or a rubber band.

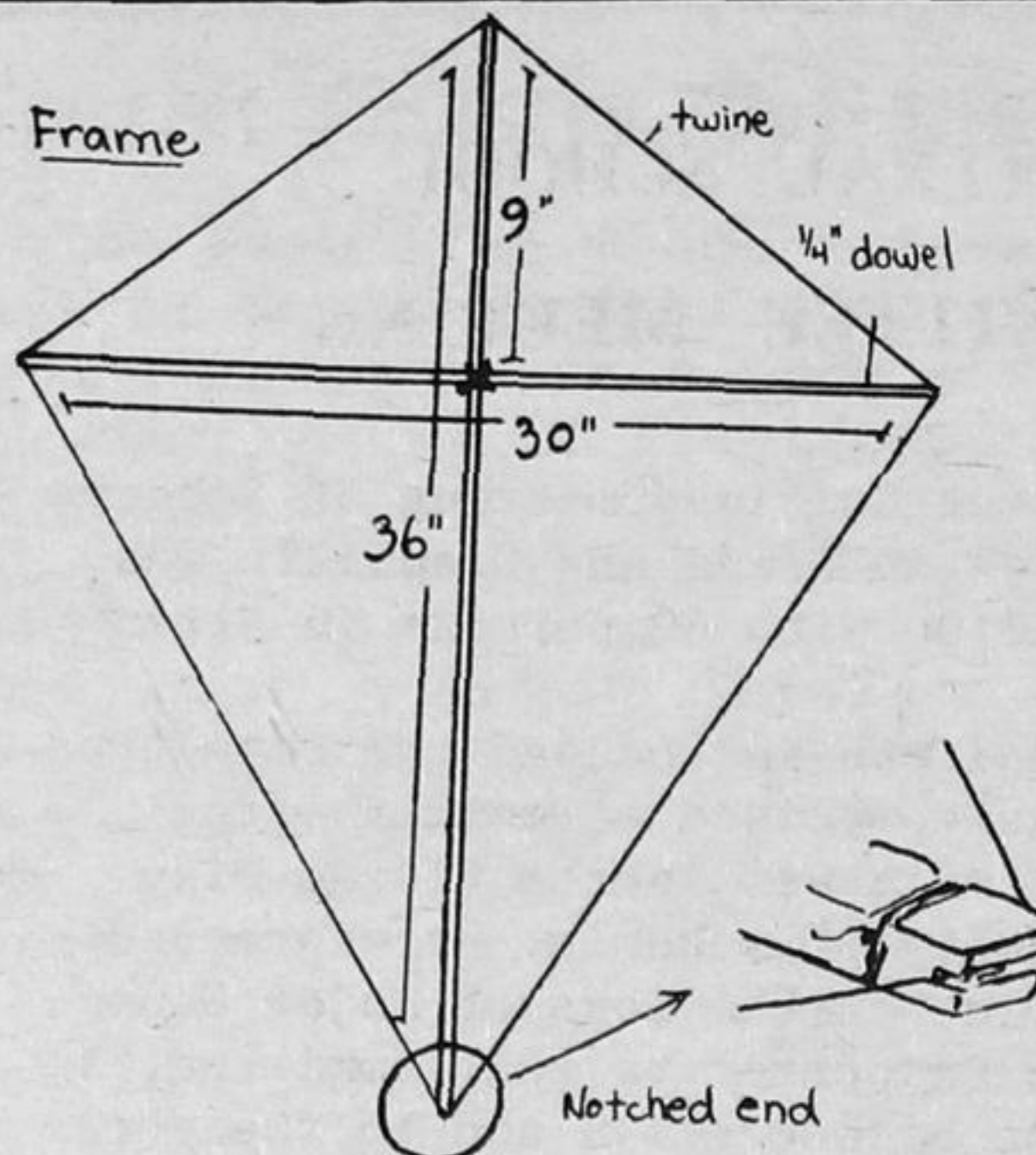
**Notch-** Cut a small slit in the end of each stick. Run a string around the kite frame, tight but not bending the sticks. Secure the string by notching the last stick 1/2" from the end, wrap the string in it and tie.

**Covering-** Use thin plastic, thin paper cloth, tissue paper or light wrapping paper. Lay the frame on the covering material and cut it 2" bigger than the frame. Fold this two inches over the string and glue it down. Now, decorate the front of the kite with markers or paint.

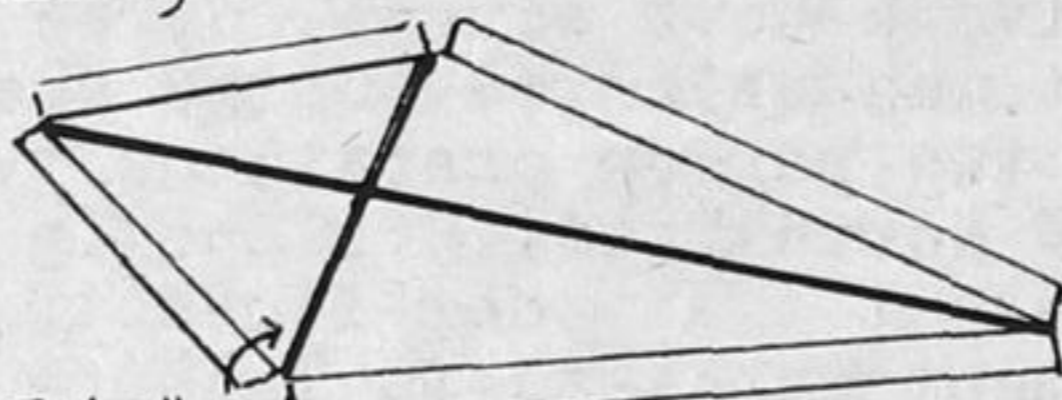
**Bridle-** Notch the stick ends 1/2" in to attach the bridle strings. The bridle strings should be 4" longer than the sticks. Tie on the flying string to the bridle where the two sticks cross. Try moving this point if you have trouble flying the kite.

**Tail-** Attach a long string, at least 36", to the bottom of the lengthwise stick. Glue or tie on pieces of cloth or paper about 6" apart.

You're ready to fly! Choose a windy but not stormy day. Keep clear of trees and Hydro lines. To get the kite up don't run or throw the kite up, just let the wind pick it up. If the kite seems off balance, adjust the tail or the attachment of the flying string.



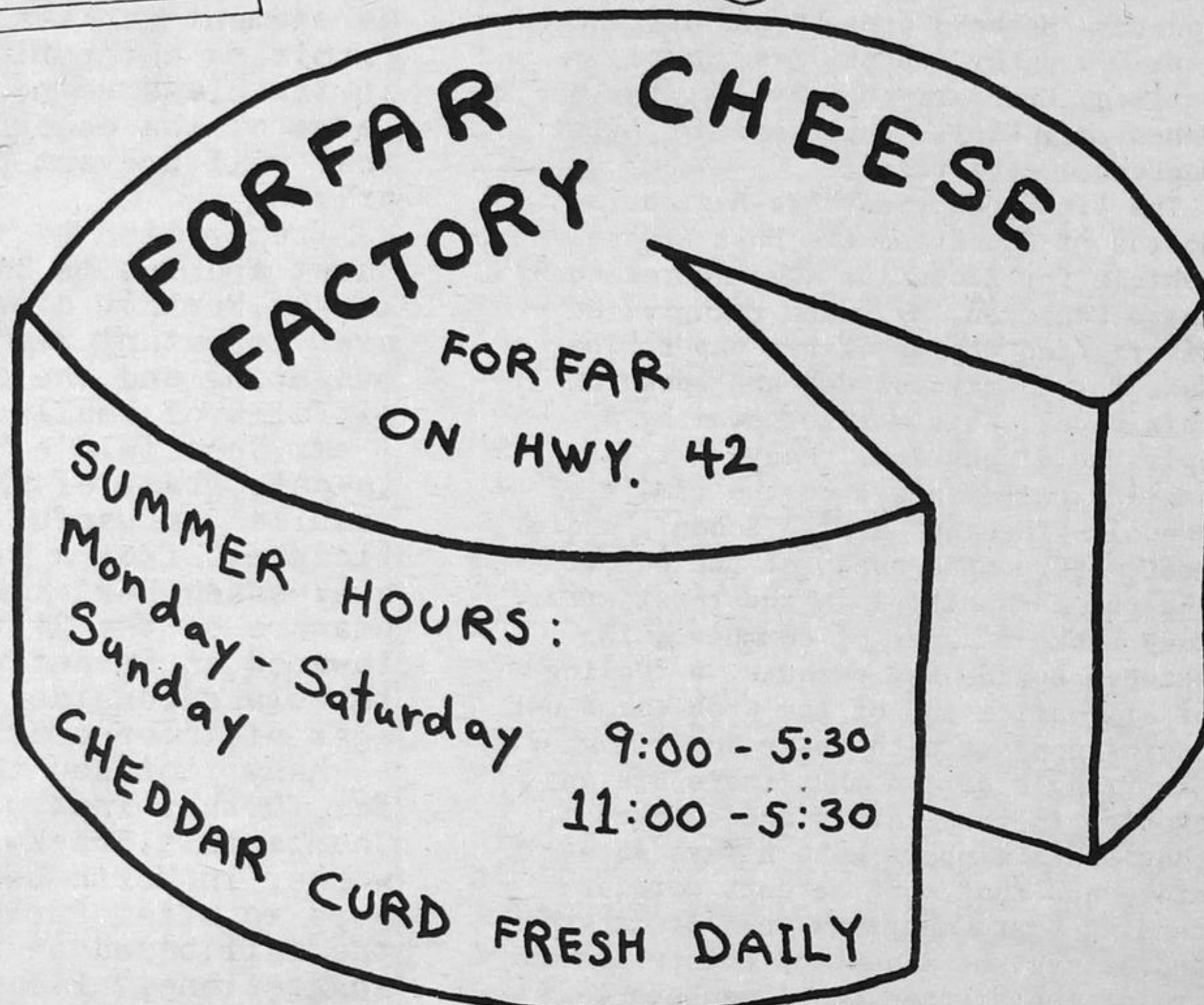
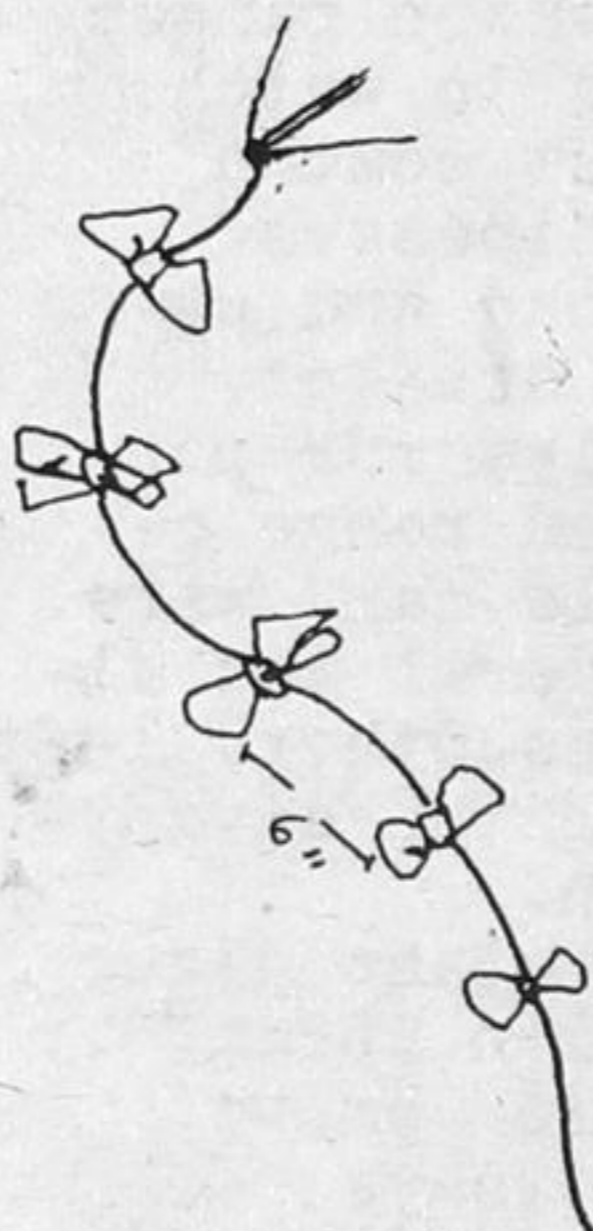
Covering



Fold 2" flap over + glue.

The Tail

- bottom of kite



# Bargain Junction

HARLEM ROAD PORTLAND, ONTARIO  
PHONE 272-2734

TUESDAY - WEDNESDAY - THURSDAY SATURDAY - 10 A.M. TO 6 P.M.  
- FRIDAY - 10 A.M. TO 9 P.M.  
SUNDAY - NOON TO 5 P.M. - CLOSED MONDAY -

OPEN SIX DAYS A WEEK TO SERVE YOU!

FAMILY CLOTHING

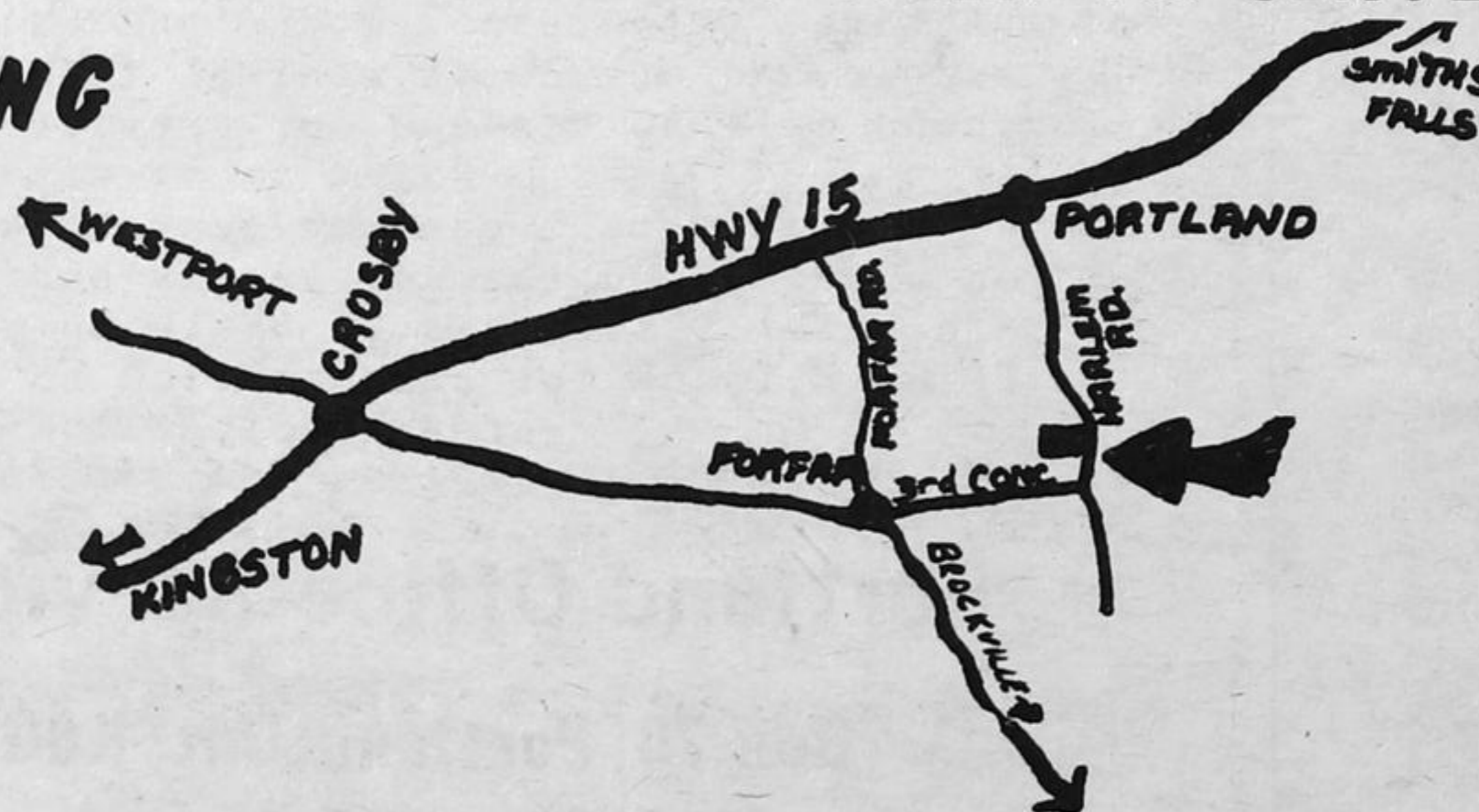
FOOTWEAR

WORKWEAR

ARMY SURPLUS

GAMES - TOYS

LINEN - PAINT



NEW ITEMS ARRIVING WEEKLY, SO DROP IN AND BROUSE