


Drive More For Less



0% FINANCING OR \$5,000.00 OFF CASH PURCHASE



Kia
of
Markham



29 Laidlaw Blvd. (at Bullock) 905-201-0083

TODAY: WHERE WE ARE

SUNDAY: WHERE WE WERE

JUNE 16: WHERE WE ARE GOING

JUNE 19: THE GREAT TRANSIT CHALLENGE

Visit www.yorkregion.com to view our State of series, including waste, education, public safety and transit.

FAST FACTS

When Infrastructure Minister David Caplan announced Ontario's Places to Grow document last year, he called it "our last chance to build the future we want," and said at current development rates, traffic congestion will add 45 per cent to commuting times and air quality will suffer a 40-per-cent increase in vehicle emissions. Look at the facts in York Region.

Vehicle trips between York Region and Toronto from 7 a.m. to 7 p.m. increased by 7,000 between 1998 and 2001;

The Toronto Board of Trade estimates the cost of delays and wasted fuel due to traffic congestion in the Greater Toronto Area in 1996 was \$600 million and will grow to \$3 billion by 2021;

The average GTA car carries 1.16 people, while one GO bus can replace 50 cars. The average GO train carries the same number of people as 1,400 cars and;

The typical number of vehicles in one kilometre of bumper-to-bumper traffic is about 130. The number of buses needed to transport the same number of people, while taking only 60 metres of road space, is four.



WHO USES YRT?

The 2004 York Region Transit ridership survey was completed by 6,977 riders, including 86 in Chinese, five in Hindi, five in Italian and three in Punjabi. Some of the results;

- Core-age workers (25 to 54) continue to represent half of the sample;
- 58 per cent of respondents are employed, 32 per cent are students;
- 55 per cent are female but the proportion of male respondents has increased 12 per cent since 2002, the first year the survey was taken;
- 63 per cent of respondents have household incomes below \$50,000 a year;
- 68 per cent are regular or commuter riders;
- 37 per cent have increased their use of transit in the last six months, 10 per cent have decreased their transit usage;
- 65 per cent use some form of pre-payment (a figure likely to increase with across-the-board increases in cash fares as of January, 2005);
- 40 per cent feel most of the time or always, buses are not on schedule and they cannot make their connections (YRT says its own audits reveal buses are on time 90 per cent to 95 per cent of the time) and;
- One in five riders feels buses are most of the time or always overcrowded, too early or more than five minutes late (YRT, again, says its own audits do not support that perception).


Schell Building Centres

Since 1922

Come in and see our newly renovated building "block" ...

BUILDING SUPPLIES


"Helping Build your summertime dreams"



33 Edward St., Stouffville
905-640-3440
or
20971 Dalton Rd., Sutton
905-722-6561

SCHELL HOME CENTRE

"All your home design needs"



47 Edward St., Stouffville
905-640-3440

SCHELL COUNTRY DEPOT

"Lots of garden plants & flowers!"



- Lawn & Garden
- Pet Supplies
- Work Clothing
- Farm Supplies
- Tack
- Feed



47 Edward St., Stouffville
905-640-1550