

# New You/Bridal

## How to make your wedding picture perfect

by John Smith,  
Member Professional Photographers of  
Canada/Professional Photographers of Ontario

You've set the date, booked the church  
and the hall, and now it's time to select the

photographer. Whatever you do, don't fall into the trap that some unfortunate bride and grooms have done by enlisting a friend or relative to take their wedding photographs.

Remember, this is a once in a lifetime event that can't be repeated, and unless the person you've selected to capture your special day is photographing weddings every week, chances are pretty good they simply don't have the expertise or equipment to do the job properly. You've already spent a fortune on your dress, the flowers, banquet hall, and everything else that makes the day so special, so it simply doesn't make sense not to get a professional photographer to look after your photographic needs for the day.

If you haven't started looking around for a photographer, you should do so as soon as possible. As a general rule, you should start at least nine months before your actual wedding date.

Before visiting a photographer, it's a good idea to sit down with your fiancé for a few minutes and decide on what you are hoping to get in the way of photographs on your wedding day. Here is a list of things to consider: 1) What style of photography do you like? Do you prefer candid shots, the more traditional poses or a combination of the two. Do you like black and white or sepia-toned photographs? Do you like special effects (double exposures, or fancy borders around your prints)? Be sure to visit several different photographers and take a good look at samples of their work. If possible, ask to see a complete wedding, not just a few shots from

many different ones. 2) How much do you want to spend on photographs? Know what you want to spend in advance and tell the photographer what you can afford. That way they'll be able to tailor a package to suite your budget. 3) Where do you want to have your pictures taken? If your planning on going to a park after the service, ask the photographer for recommendations and suggestions for parks. Have a contingency plan ready in case of a rain out. 4) Be sure to give yourself sufficient time for your photographs. If you want lots of pictures taken but can only give your photographer a half hour between the service and reception for photographs, then don't expect every picture to be an award winner. If you don't have much time for pictures, then try to get things organized as much as possible beforehand. For instance make sure all the family members and bridal party know that they are needed for pictures and make sure they know when and where they are supposed to be. A lot of time can be saved or wasted looking for crucial people for group shots. 5) Decide in advance what items you want in your photographic package. For instance, do you want 8 x 10 prints in your bridal album, and if so, roughly how many prints. Do you need parent albums, and if so what size of prints in the albums and how many in each album. Do you need extra prints to give as gifts to members of the bridal party or relatives? How many thank you cards do you think you'll need? What about wall portraits? If you can decide on your needs before hand, it's cheaper to get the items included in your package than to buy them individually afterwards. 6) When meeting with your photographer, ask them about their experience in wedding photography, if they have backup equipment and photographers in case the person is ill or unable to work on the day of your wedding, and if you are planning to have lots of photographs taken indoors, ask them if they have portable studio lights. 7) Does the photographer work alone or with an assistant? Often a photographer that works with an assistant can save you time and energy on the day of your wedding. 8) Ask about the cost of reprints, how long it takes to get your finished pictures after the wedding and payment terms. 9) Do you want an engagement photo with a signing mat for display at the reception? If so, is the engagement session included in the wedding package? If you are planning

a fall or spring wedding, you may want to get you engagement photo done in the fall so you have some of the beautiful colors in the background of your photo.

A good photographer will take an interest in your wedding and be asking a variety of questions about your plans for the day, and offering some suggestions to make the day go smoothly for you and save you time. Make sure you feel comfortable in dealing with the photographer. And don't forget to shop around. Selecting a photographer is not something you should do in a last minute rush. And remember, like anything you buy, you generally get what you pay for.

*John Smith has been photographing weddings for over 20 years. He can be reached at Prestige Studios, 905-513-6898.*

### Sears Modeling Club offers kids a fun introduction to fashion

Are you interested in the latest fashions and enjoy meeting new friends? Are you between 7-18 years of age and can spare a few hours a week?

The Sears Modeling Club may be your ticket to have some fun and learn about the fashion business.

Sears Fashion Retail Store has introduced the in-store modeling club for the benefit of local boys and girls who want to learn about the fashion business and meet new friends.

"This is not a modeling agency, but rather a club designed to promote fun and to build self-esteem and confidence," says Rebecca Cloutier, Sales Manager of Ladies Fashions at Sears at Markville Mall. "The response has been overwhelming. The kids gain a great deal of experience working with others and gaining a deeper appreciation for fashion."

The Sears Modeling Club is a 3-week course where kids meet for 1 1/2 hours per week. The kids can choose the garments that they want to model. Modeling the clothes takes place on an actual runway set up at the store. Make-up is optional. At the end of the three-week course, all of the students are encouraged to take part in a fashion show before a live audience at the mall.


"The course taught us modeling techniques, make-up application and how to walk down a runway so that the fashions are properly displayed," says Meghan Choo-Chong, a Markham-area resident who recently completed the course. Meghan was one of three students who were chosen to be part of a studio shoot for an upcoming Sears catalogue.

"We even got to keep the clothes that we wore for the shoot," says Ashley Aziz, another student who was chosen for the catalogue shoot.

"The club was a lot of fun, especially the fashion show at the end," says Anthony Savoury, another club member who was chosen for the Sears catalogue shoot. "I made a lot of friends and I would definitely recommend the club to others."

Do any of these students hope to pursue a career on the fashion runways of Milan or Paris? "Right now I'm focusing on my formal education," says Ashley. "But I would seriously consider fashion as a hobby."

**Prestige STUDIOS**  
Wedding Photography Specialists



Get your \$200 Photo Bonus when you book before March 15

41 MAIN ST. S., UNIONVILLE  
(905) 513-6898

Every Thurs. 5:30-9:30 pm Sat. 10 am-2pm

**BEAUTIFUL**



**Romance ♥ Charm**

Only minutes away  
Everlasting Memories in a  
Quaint Country Setting.  
Breathtaking Scenery

Accommodating  
50-250 by the  
fireplace on the  
covered terrace.  
Semi-incl. all-  
inclusive wedding  
packages for your  
reception and/or  
ceremony.



1900 Cont. B  
(4 km N of 17)  
East of Brock Rd.  
Pickering


649-2436

Ask for Karen or check out our website at  
[www.ontarioweddings.com/4seasons](http://www.ontarioweddings.com/4seasons)


**4 SEASONS COUNTRY CLUB**

*Offers the perfect setting for a Country Wedding*

*To Book an Appointment Call Wedding & Events Co-ordinator Sherry Chalmer*



All inclusive wedding package takes all your worries away!



**MILL RUN GOLF & COUNTRY CLUB**

(905) 852-6212 ext 230  
1-800-465-8633

