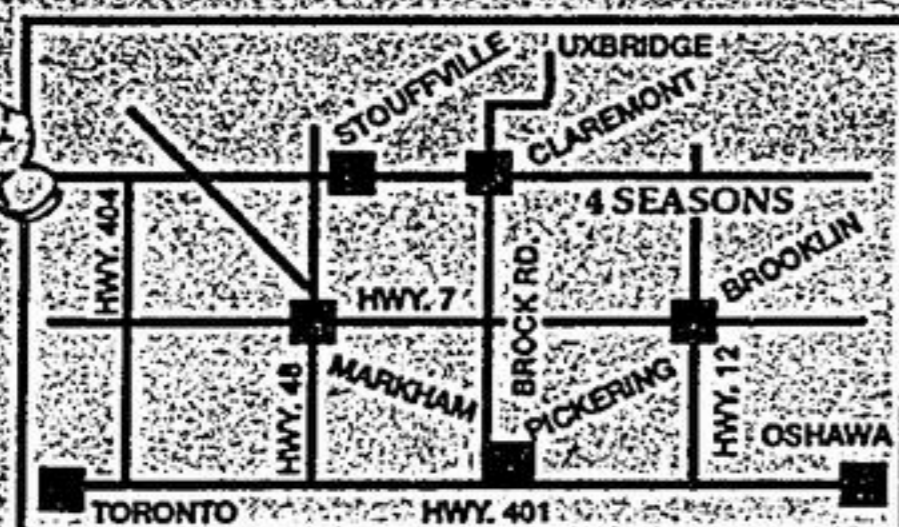




Romance ♥ Charm

Only minutes away
Everlasting Memories in a Quaint Country setting
Breathtaking Scenery



Accommodating 40-250
by the Fireplace or on
the Covered Terrace.
Semi to all inclusive
Wedding Packages.

1900 Conc. 8
(2nd Rd. N. of #7)
East of Brock Rd.
Pickering

649-2436

4 SEASONS COUNTRY CLUB

ADVERTISING FEATURE

Bridal

Diamonds should be stored individually to prevent scratching

While a diamond lasts forever, it is important to learn about the care and cleaning of a diamond to ensure its continued brilliance.

Lotions, soaps and natural skin oils put a film on diamonds and cut down their sparkle.

Clean diamonds glow because the maximum amount of light can enter and be reflected back to the eye, creating a fiery brilliance.

To clean diamonds:

- Prepare a small bowl of warm suds with any mild liquid detergent. While they are in the suds, brush the diamond with a small, soft brush. Rinse under

warm running water. Pat dry with a soft lint-free cloth.

- Soak the jewellery in a half-and-half solution of cold water and household ammonia for 30 minutes. Lift out and gently tap around the front and back of the mounting with a small soft brush. Swish in the solution a second time, rinse and drain on tissue paper.

- Use any of the brand name liquid jewellery cleaners.

Even when diamonds are tucked away, they need special care. Jewellery should be kept in a fabric-lined jewel case or a box with dividers. If placed in individual boxes, each piece

should be wrapped in tissue paper, since diamonds can scratch and damage each other.

Though most women wear a diamond 24-hours a day, there are occasions when it should be removed. Do not wear a diamond ring while doing rough work. It may be chipped by a hard blow.


Diamonds should not come into contact with chlorine bleach, because it can pit and discolour the mounting.

A jeweller should check the ring once a year for loose prongs and the wear of the mounting. He can also clean the ring professionally.

Wedding Invitations and Accessories

Pick up a sample book for viewing. (Reservation required.)

Present this ad when ordering and receive



10% OFF

The total price of your order.


**Markham
Printing**



CALL 294-5242

80 Bullock Drive, Markham, Ont., Unit 7

The Wedding Specialists
Over 30 Years Experience



'With Service You Can Trust'

- FREE Wedding Arch Rental
 - Pay NO GST or PST
- When you book your wedding
NOW!

See Store for Details



Metro Florist
'Creative Artists of Quality Flowers'

201-8804

5990 16th Ave. at Hwy. #48, Markham
Beside Tim Hortons



New Wave

Hair Design
Colour Technology
Esthetics
Spa Treatments
Make-up Artistry
Fashion Consulting

"Our Bridal Consultant will assist you in co-ordinating your hair style, make-up and spa services for you the bride, the groom, as well as other members of the bridal party"



New Wave

Hair & Beauty Fashion.
The Bridle Post Plaza,
Kennedy & Carlton Rd.,
Unionville




905-477-5014

PRINCESS CRUISES



**WEDDING & HONEYMOON
PACKAGES ON BOARD THE
GRAND PRINCESS**



Featuring cruising's first and only Wedding Chapel,
"Hears and Minds"



**Markham
cruise ship centers**
Carlton & Kennedy Rd.
948-1800

