

Hey Kids:

You can win a *Kids Only Snacks* cookbook from *Company's Coming* and the *Markham Economist & Sun*. Simply answer the following questions and either mail or drop the page to:

Kids Only Contest
 c/o The Markham Economist & Sun
 9 Heritage Rd. Markham, On
 L3P 1M3


Name: _____

Address: _____

Phone Number: _____

Be careful, but have fun while playing outdoors

For each outdoor question circle the checkmark (✓) for correct and the X for incorrect.



1. It is okay to climb big trees. ✓ X
2. It is okay to throw sand at the playground. ✓ X
3. When you are playing away from home, it is best to bring along another friend. ✓ X
4. Always let your parents know where you are. ✓ X
5. Be home before dark. ✓ X
6. Be careful not to play rough around small children. ✓ X
7. You should always take the fastest route home. ✓ X
8. Never go near an open manhole in the road. (But let your parents know about it). ✓ X
9. Stay away from steep embankments along ravines and rivers. ✓ X
10. If you are caught in lightning, you should take shelter under trees. ✓ X

In case of an emergency, the following information should be readily available. Fill in the blanks and post it near each telephone in your house.

Your address: _____

Your phone number: _____

Mom's work number: _____

Dad's work number: _____

Neighbour's phone number: _____

Emergency number(s) (for fire, police and ambulance): _____

Poison Control: _____

Fill in the blanks to see how much you know about safety

Use the words below to complete each sentence.


Look, Room, Detectors, Stairways, Minutes, Weekly, Go, Meeting, Reach, Smoky, Drop, Plan, Set, Face, Smoke

1. If your clothes catch fire you should stop, _____ and roll.
2. Cool a burn for 10 to 15 _____.
3. Test your smoke detector _____.
4. Crawl low under _____.
5. Matches and lighters should be stored out of the _____ of children.
6. _____ for EXITs when you enter a public building.
7. Your home escape plan should include two ways out of each _____.
8. When the school fire alarm sounds, you should stop what you are doing, listen for instructors and _____.
9. Play it safe, _____ your escape.
10. Smoke _____ saves lives.
11. Your hands should cover your _____ when you stop, drop and roll.
12. In a _____ area, cleaner air is near the ground.
13. Your hot water heater should be _____ at 48°C or less.
14. A tree would be a good _____ place.
15. Use _____ to escape a fire - not an elevator.





Walk, don't run across the street

There are six important things to do when you are crossing the street and they are:

- STOP** Start at a corner.
- STOP** Look four ways.
- STOP** Stick out your arm to let the cars know you want to cross.
- STOP** Make sure all the cars of stopped.
- STOP** Cross the street, making sure that no other cars are coming. Be ready to stop.
- STOP** Walk, don't run.



Stick your arm out to let people in cars know you want to cross the street.

<p>1. </p>	<p>2. </p>
<p>3. </p>	<p>4. </p>

Circle the picture or pictures that shows the right way of crossing the street.

A contest for Kids Only!