

# Home Impressions

## Small bathroom can look roomier

When it comes to revamping bathrooms, today's consumers have more choices than ever before. Modern sinks and tubs come in a

wide array of colors, shapes and price ranges — with something to suit virtually every taste and budget. However, if you have a

small bathroom and a limited budget, you don't have a lot of options when it comes to remodelling. Short of knocking down walls, there isn't

much you can do to increase the physical size of a small room. If you fit into this category, but want to give your bath-

room a new, roomier look, don't despair. By using just a few simple and fairly inexpensive tricks, you can make your bathroom appear much more spacious.

Before you begin, remember the old adage that "simpler is better." Excessive decoration and bold, overpowering patterns can make a room appear much smaller than it really is.

Try to avoid loud wallpaper or too many ornate accessories. Remember, you want a clean, uncluttered look.

Color is another factor to consider. Dark colors may make a room seem more cosy and inviting, but they make it appear smaller as well. Try using lighter colors on the walls and ceiling. Basic colors like white or cream look attractive and allow you greater versatility when it comes to choosing accessories.

If you have dark, decorative walls and floor tiles (or flooring) with large patterns, you might want to consider replacing them with something simpler. For example, you could replace the wall tiles with plain tiles and an attractive patterned border.

Clear or pastel shower cur-

tains with a light, airy pattern can help open up the room. Use of area rugs as opposed to wall-to-wall carpeting also helps create a more spacious look.

Installation of a pedestal sink can create more room both visually and physically.


Most of all, be creative. If you have an older home with a wall-hung sink you may want to think twice about replacing it. Though often small in size, these sinks can be given a new look when fitted with attractive skirting.

Mirrors are one of the easiest and least expensive ways to visually increase space in a small bathroom. You may want to consider installing a large, wall-hung mirror, or purchasing a good-sized over-the-sink cabinet with mirrored panels.

Bright lighting can also help to open up a room. A skylight, for example, or a luminous ceiling is another option.

However, these two alternatives may be more expensive. Talk to the experts at your local building centre to get a better idea of the amount of work these projects would involve, as well as the costs.


### Introducing New Fall Collection



*InterHome Furniture has created a source of inspiration where you can create the home of your dreams. Discover the world of motion. Enjoy furniture that moves.*

- Reclining Sofa.....\$1858
- Reclining Loveseat.....\$1728
- Reclining Chair.....\$878

**LA-Z-BOY  
LANARK  
PALLISER**



8400 Woodbine Avenue  
3rd Floor  
inside The Furniture Mall  
905-475-0705

## BOZ Build It Studio makes building your own furniture, cabinets easy

If you thought you could never build your own furniture, cabinets, or even renovate your own kitchen, think again. At BOZ Build It Studio even the most amateur do-it-yourselfer can make their dreams a reality.

Owner, Neil McEwan together with Harold Craig, provide the guidance and the workshop, equipped with state-of-the-art machinery to assist clients and allow them to complete work quickly and efficiently.

"People who use our facility come from a variety of backgrounds with a range of knowledge and experience in building," Neil says. "But it doesn't matter whether they're a serious builder or all

thumbs, we give them as much, or as little help as they need to complete their project."

The one thing all clients share is "the pride they take in doing the work themselves," he adds.

Both Neil and Harold are expert craftsmen and builders with over 25 years of experience in construction and home renovation. In addition, Neil's experience in the home improvement field is rounded out by his professionalism in design and interior decorating.

Clients get comprehensive assistance with each project from inception to fruition. Beginning with design, Neil works by sketch or computer to help customers visualize their possibilities. Materials for projects can also be purchased through BOZ Build It Studio at fair prices - something that can be a challenge for the average consumer.


Finally, the two provide advice and supervision throughout the process until the job is finished.

Time required for completion depends on size and complexity but generally takes less than a week, Neil says. Big and small jobs are welcome and the company has helped customers make everything from jewelry and blanket boxes, to beds, wall units as well as kitchen renovations.

Furthermore, the studio is a neat and clean environment which is also available for finishing projects and houses an air brush as well as state-of-the-art carpentry equipment such as a number of routers, drill press, scroll saw, sliding table, panel saw with scoring blades, etc.

The cost of doing it yourself through BOZ again is dependent on the project itself but you can make a high quality item for less than half of the retail price or what it would cost to hire a professional to do the work, Neil stresses.

Visit BOZ Build It Studio for a free consultation at 10762 McCowan Rd. For more information call them at 905-642-8807.



At BOZ Build It Studio, clients receive the assistance and direction they need from experienced professionals Harold Craig (left) and Neil McEwan (right), to complete almost any project - from a small jewelry box to building their own bed or wall unit. Owner, Neil McEwan also offers design and interior decorating services.