

Prepare furnace for winter weather

The Canadian Gas Association (CGA) advises that now is the time to make certain your natural gas furnace is operating efficiently so that you get maximum heat for your heating dollar throughout the winter months that lie ahead.

Modern gas furnaces are precision-made and certified by the CGA to conform to government approved performance and safety standards. As a general rule, "do it yourselves" should never tamper with the major components of

their heating system such as burners or controls systems.

Refer this type of service to your gas utility or qualified maintenance company. However, there are several minor maintenance jobs which consumers can, and should perform during the heating season to keep their furnaces operating at peak efficiency.

Good housekeeping pays off in fuel savings, so keep the area around the furnace free from dust and dirt. It is important to clean or change furnace filters

several times during the winter as heavily soiled or clogged filters reduce furnace efficiency and, in extreme cases, can cause the furnace to shut off.

In addition to the filters, inspect the fan belt on the blower motor for signs of wear, and have it replaced if necessary. Vacuum the fan enclosure and lubricate the motor if recommended by the manufacturer in the owner's manual which accompanies every furnace.

Always turn the furnace power switch off before removing furnace panels to inspect this area. Make sure to replace all panels securely and turn furnace switch back on when you are finished.

The safe and efficient operation of heating systems depends on a properly maintained venting system. Masonry chimneys without a clay or metal liner should be examined closely at least once a year for deterioration due to condensation from the products of combustion.

The cleanout door at the base of the chimney should be opened and any debris found in the chimney base must be cleaned out. Use a mirror to look up the chimney and make sure it is free and clean from obstructions such as loose mortar or bricks. When a chimney has an offset, a chimney specialist should be called to examine the flue passageway.

Metal vents or plastic vents used on high efficiency gas furnaces require vir-

tually no maintenance. An annual visual inspection to ensure that connections have not become dislodged however, is a good safeguard.

If you turned off the pilot for the summer, follow the manufacturers' instructions on or near the pilot control when relighting. After relighting, turn up the thermostat to make certain all burners are lit.

Most new high efficiency gas furnaces utilize a spark ignition to light the burners. You can activate the spark ignition by simply turning up the furnace thermostat when it is in the warm position.

If you encounter problems with either lighting system, refer maintenance to your gas company or qualified service representative.

You can help improve your furnace's efficiency in other areas of your home as well, by making certain furniture, drapes and rugs do not cover warm air registers or impede the air flow from return air registers.

To recap, CGA recommends the following steps to keep your gas heating system functioning efficiently this winter:


1. Keep areas around your furnace clean and free from clutter.
2. Clean or replace air filters regularly during the heating season.
3. At the start of the heating season, check blower motor fan belt, clean around the blower area and lubricate the motor if recommended by the manufacturer.
4. Inspect masonry chimneys annually for debris, blockage and deterioration.
5. Arrange furniture, rugs and drapes so that you do not block warm air or return air registers in your home.




REAL ESTATE
4460 HWY. 7
UNIONVILLE, ONT.
477-2223




STOUFFVILLE'S BEST
Sited on almost 1 acre, this home features a gourmet kitchen, magnificent family room with vaulted ceiling and skylight. Custom balloon curtains throughout. Asking \$249,000. Call Now. David Eastman, 477-2223 or 640-7043.
\$15,000 DOWN
Quiet hamlet near Stouffville, 3 bedrooms, nicely decorated, with heated workshop. Call Don Stevens. 477-2223 or 640-5429.



ROYAL LePAGE REAL ESTATE SERVICES LTD. REALTOR



FREDA POPLAR SHARRON BAKER




LUXURY AND CONVENIENCE IN UNIONVILLE
Almost 3,000 sq. ft., two storey home loaded with extras. Ceramics & hardwood throughout. Greenhouse kitchen with loads of cupboards. Truly a show piece! Call Freda Poplar or Sharron Baker at 497-2555.


EXCELLENT LOCATION MARKHAM-HWY 48 & #7 RENTAL
Prime Office Space available in Medical Clinic, November 1st. Up to 1700 Sq. Ft. at a LOW LOW Rate. Call D.R. Kent 482-5544
L.S. SNELGROVE (1981) LTD.



SERVING MARKHAM/UNIONVILLE, STOUFFVILLE, UXBRIDGE AND SURROUNDING AREAS.



FABULOUS BRISTOL POND! OPEN HOUSE SUN. SEPT. 28 1-4
Squared timber beauty with pond frontage! Bloomington Rd., east to sign. \$309,000. Susan Hall, 471-6600. Re/Max Markville Realty Ltd. Rltr.



GORMLEY
Older, charming home on 1/2 acre. Solarium & kitchen with south exposure. Family rm., rec. rm., 4 bdrms. Close to 404, Hwy. \$269,900. Mary Jean Sider, 640-4960. Re/Max Executive Realty Inc. Rltr.

STOUFFVILLE NORTH
3 bedroo **SOLD** maintenance free. 125' lot. Just listed! Jim Payne 640-4960. Re/Max Executive Realty Inc. Rltr.



SOLD
JUST LISTED
Often sought - seldom found. Georgian group custom beauty on large pie-shaped lot. \$309,000. Susan Hall, 471-6600. Re/Max Markville Realty Ltd. Rltr.



JUST LISTED UNIONVILLE ESTATE
Executive 5 bdrm. & main fl. den. Inground Betz pool. Prof. fin. bsmt. sauna! 3 car garage + + + loads of extras!! Call the Dynamic Duo Louie Biondillo or Laura Wilson, 471-6600, 471-5287, 477-9740. Re/Max Markville Realty Ltd. Rltr.

BUILD YOUR OWN! SOLD
Mt. Alber hardwoo... Jim Payne 640-4960. Re/Max Executive Realty Inc. Rltr.



SOLD
LISTED AND SOLD FOR TOP PRICE
Thinking of selling? Call Joyce Ramer Walker or Bruce Walker, 471-6600. Re/Max Markville Realty Ltd. Rltr.



STOUFFVILLE
Cheerful, 4 bdrm. main floor family rm. with walkout to lovely landscaped garden. Hardwood floors in FR & master bdrm. \$162,900. Mary Jean Sider, 640-4960. Re/Max Executive Realty Inc. Rltr.



GORMLEY
2 1/2 storey, third floor studio. Pine trim throughout. Wood burning stove in kit., 3 bdrms. Asking \$197,500. Mary Jean Sider, 640-4960. Re/Max Executive Realty Inc. Rltr.



JUST LISTED
Executive CRT stunning home. Skylight pot lights walk out to basement and more! Best value at \$215,000. Susan Hall, 471-6600. Re/Max Markville Realty Ltd. Rltr.



IMMEDIATE POSSESSION NEW HOME
4 bedroom, main fl. fam. rm., circ. staircase, 3 baths; total 2,058 sq. ft. for a super price of \$168,900!! Walk-out from kit. & upgr. brldm. Won't last. Call Johanna Parker, 471-6600, 471-6755. Re/Max Markville Realty Ltd. Rltr.

LAKEFRONT BUNGALOW
Stouffville N. "Immediate Possession". 4 bedrooms, eat-in kitchen, 3 appliances, wood-stove, large covered patio. \$104,900. Derek Thornton, 640-4960. Re/Max Executive Realty Inc. Rltr.



"MUST SELL"
Beautiful 4 bdrm. Greenpark, eat in kit., spacious family rm. & rec. rm. large deck, backing onto park. Only \$174,950. Call the Dynamic Duo, Louie Biondillo or Laura Wilson, 471-6600, 471-5287, 477-9740. Re/Max Markville Realty Ltd. Rltr.



SOLD
THIS HOME WAS FEATURED
As HOME OF THE WEEK in the Weekender on Saturday, September 20. Mary Jane Swanson, 471-6600, 294-7246. Re/Max Markville Realty Ltd. Rltr.

BETTER BE ON THE LIST!
Stouffville **SOLD** bedroom bungalow. Just listed \$6... Jim Payne 640-4960. Re/Max Executive Realty Inc. Rltr.

MARKHAM/UNIONVILLE
471-6600
REMAX markville realty ltd. rltr.

STOUFFVILLE
640-4960
REMAX executive realty inc. rltr.

UXBRIDGE
640-6755 - 852-6143
REMAX scugog realty limited rltr.