


# B & D 7 1/4" Circular Saw

Sale-priced 'Value-Plus' unit

**35<sup>95</sup>**  
After Oct 13  
39.95



Has reliable 9-amp, 5300-rpm motor. Cutting depth 2 7/16" at 90°, 1 7/8" at 45°. 2-handle surface for positive control. 7 1/4" blade included. Saw-dust ejection chute. Steel wrap-around shoe. B & D Model #5738. 54-8333


7 1/4" Rockwell Circular Saw is pro quality. 12-amp, 5800-rpm motor. Depth of cut 2 7/16" at 90°, 1 29/32" at 45°. Single sight line on any cut. Ball and roller bearings. Rockwell Model #317. 54-8318



Save \$4.00 on Blade

7 1/4-Inch  
24-Tooth **10<sup>95</sup>**  
After Oct 13  
14.95

Carbide-tipped combination circular saw blade stays sharper longer than standard steel blade. Good value. 54-1069



Save \$10.00 on Dado

After Oct. 13 **33<sup>95</sup>**  
43.95



6 1/2" adjustable dial. Cuts 1/4" to 1 3/16" grooves. Carbide tipped. Fits table, radial saws. 1/2" shaft. 55-1025

## Aluminum Snow Pusher

24" blade removes snow faster and easier

**9<sup>88</sup>**  
After Oct 13  
10.95

There's no rusting or snow sticking with this 24" aluminum No-Stick Telcoat blade. 59-6934



⑦ 20" Snow Thrower

**279<sup>00</sup>**

⑧ 24" Snow Thrower

De luxe model for heavy-duty use

**699<sup>00</sup>**

- ① Multi-Purpose Shovel - Steel blade about 14 x 11". D-grip hardwood handle riveted to blade. 59-6905 - About 47 1/2" overall. Our price only . . . . . 6.79
- ② Aluminum Blade Auto Shovel - D-grip wood handle. 59-6903 - Compact size for car trunk . . . . . 6.99
- ③ 18" Steel Blade Snow Pusher - Wood handle. 59-6925 - Pushing action is easier . . . . . 6.99
- ④ Snow Shovel has 17 1/2 x 13 1/2" No-Stik Telcoat aluminum blade. 48" long with plastic grip. 59-6918 - Snow won't cling to this one. . . . . 8.99
- ⑤ Child's Plastic Blade Shovel - 34 1/2" overall. 59-6910 - Great for fun and work too . . . . . 2.59
- ⑥ Child's Snow Shovel - 5 1/4 x 7 1/4" blade. 59-6913 - About 30" overall. . . . . 1.19
- ⑦ MASTERCRAFT 20" Snow Thrower has 10" auger and 5-position deflector. Positive key ignition. 60-3990 - Winterized 2-cycle Tecumseh engine. . 279.00
- ⑧ MASTERCRAFT 24" Snow Thrower has winterized 4-cycle, 8-hp Briggs & Stratton engine with 5 forward, neutral and 2 reverse speeds. 2-stage operation. 180° rotation chute. Key ignition and chains. 60-3994 - Pneumatic 12.5" x 4.00 tires . . . . . 699.00