

# Corporation of The Town of Markham

MUNICIPAL OFFICES — 8911 DON MILLS ROAD, MARKHAM ONTARIO  
(Woodbine Ave.) just north of Highway No. 7



## 1974 AUDITED FINANCIAL STATEMENTS

### AUDITORS' REPORT

To: The Members of Council, Inhabitants and Ratepayers of the Corporation of the Town of Markham.

We have examined the 1974 financial statements of the Town of Markham and its local boards which are reported on separately. Our examination included a general review of the accounting procedures and such tests of accounting records and other supporting evidence as we considered necessary in the circumstances.

In our opinion, these financial statements present fairly the financial position of the Town of Markham as at December 31, 1974 and the results of its operations for the year then ended, in accordance with accounting principles generally accepted for Ontario municipalities applied on a basis consistent with that of the preceding year.

Toronto, Canada,  
May 7, 1975,  
Licence Number 34.

Eddis & Associates  
Chartered Accountants

### NOTES TO THE FINANCIAL STATEMENTS DECEMBER 31, 1974

#### 1. CHARGES FOR NET LONG TERM LIABILITIES

Total charges for the year for net long term liabilities were as follows:

Principal payments including contributions to sinking funds and to the Ontario Water Resources Debt Retirement Fund	\$271,121
Interest	565,624
<b>Total</b>	<b>\$836,745</b>

Of the total charges shown above, \$586,551 was paid from the revenue of the municipality and is included in expenditure, classified under the appropriate functional headings, and \$250,194 was recovered from the municipal enterprises for which the related net long term liabilities were incurred.

#### 2. PROVISION FOR RESERVES

A provision of \$50,000 for working capital reserve is included in the Statement of Revenue and Expenditure as financial expenses.

#### 3. CONTRIBUTIONS TO RESERVE FUNDS

Contributions to reserve funds amounting to \$31,689 are included in the Statement of Revenue and Expenditure, classified under the appropriate functional headings.

#### 4. BASIS OF CONSOLIDATION

The Consolidated Balance Sheet reflects the assets and liabilities of the revenue fund, the capital fund and all reserve funds of the municipality. Trust fund assets, administered by the municipality, amounting to \$74,012 have not been consolidated nor have the assets and liabilities of the water areas, the transit system and the local boards of the municipality.

#### 5. NET LONG TERM LIABILITIES

Total long term liabilities incurred by the municipality and outstanding at the end of the year amount to \$11,219,659. In addition, the municipality has assumed responsibility for the payment of principal and interest charges on certain long term liabilities issued by other municipalities. At the end of the year, the principal amount of this liability is \$2,937,500.

Of the long term liabilities shown above, the responsibility for payment of principal and interest charges has been assumed by others for a principal amount of \$6,578,958.

The total value of sinking funds and the balance in the Ontario Water Resources Debt Retirement Fund which have been accumulated to the end of the year to retire the outstanding long term liabilities included above amount to \$501,389.

Long term liabilities issued by the municipality and held by reserve funds as investments, amount to \$1,300.

Net long term liabilities at the end of the year \$7,075,508.

#### 6. CAPITAL OUTLAY TO BE RECOVERED IN FUTURE YEARS

Some capital outlay does not represent a burden on general municipal revenues, as it is to be recovered in future years from other sources. Special charges on benefiting landowners \$4,435,010. Municipal enterprises \$6,479,134.

#### 7. LIABILITY FOR VESTED SICK LEAVE BENEFITS

Under the sick leave benefit plan, unused sick leave can accumulate and employees may become entitled to a cash payment when they leave the municipality's employment. The liability for these accumulated days, to the extent that they have vested and could be taken in cash by an employee on terminating, amounted to \$158,303 at the end of the year, which amount is fully provided for by a reserve fund, and is reported on the Consolidated Balance Sheet.

#### 8. CAPITAL EXPENDITURE COMMITMENTS

The municipality is committed for \$1,078,000 for capital expenditures over and above approved expenditures under long term financing. These expenditures are for recreational and administrative facilities and the Administration Lot Fee fund of \$838,849 is committed towards these costs.

### CONSOLIDATED BALANCE SHEET DECEMBER 31, 1974

ASSETS		LIABILITIES			
	1974	1973			
Cash	\$ 18,514	\$ 6,330	Temporary loans	\$ 2,885,000	\$ 245,000
Accounts receivable	546,636	664,682	Accounts payable and accrued liabilities	320,054	307,917
Other governments	241,220	68,326	Other governments	373,551	441,500
Hydro utility, and water areas	111,809	75,684	Local boards and other funds	48,873	16,409
Other	1,587,101	1,404,338	Board of Education	1,011,323	694,033
Taxes Receivable	1,391,596	1,551,788	Library and Community Centre Boards	254,661	106,991
Investments, at cost, and short term deposits	98,567	89,378	Other	4,893,462	1,811,850
Ontario Water Resources Commission, Reserve Fund Assets	70,444	35,744	Deferred revenue	7,075,508	6,827,728
Inventories and prepayments	4,065,887	3,896,270	Total current liabilities	2,414,247	1,949,824
Total current assets	11,046,067	7,325,499	Net long term liabilities	210,998	168,589
Capital outlay to be recovered in future years	\$15,111,954	\$11,221,769	Reserves and reserve funds	20,829	29,259
			Accumulated net revenue	496,910	434,519
			General revenue	728,737	632,367
			Special charges	\$15,111,954	\$11,221,769
			Special areas		

### STATEMENT OF REVENUE AND EXPENDITURE FOR THE YEAR ENDED DECEMBER 31, 1974

	1974	1973		1974	1973
Revenue			Expenditure		
Taxation	\$13,875,172	\$11,623,769	General government	581,301	494,279
Contributions from other governments	35,063	30,858	Protection to persons and property	756,854	602,289
Payments in lieu of taxes	1,108,438	1,162,762	Transportation services	2,295,679	2,101,933
Subsidies, Ontario	139,204	222,053	Environmental services	1,208,820	1,087,442
Other revenues	532,657	256,819	Recreation and community services	1,392,266	872,619
Licences and permits	150,272	138,852	Community planning and development	234,324	146,920
Service charges	7,181	7,108	Financial expenses	256,282	173,834
Penalties and interest on taxes	173,904	65,673	Region of York	2,378,838	2,119,386
Rents, fines and sundry	16,021,891	13,507,894	Education	5,821,157	5,561,191
Income from short term investments				15,925,521	13,161,893
Total Revenue			Excess of revenue over expenditure for the year	96,370	346,001
			Accumulated net revenue, beginning of the year	632,367	286,366
			Accumulated net revenue, end of the year	\$ 728,737	\$ 632,367

### STATEMENT OF CAPITAL FUND OPERATIONS FOR THE YEAR ENDED DECEMBER 31, 1974


	1974	1973
Unfinanced capital outlay, at the beginning of the year	\$ 496,371	\$ 366,494
Capital outlay		
Capital expenditures		
General government	275,617	14,866
Protection to persons and property	37,031	97,154
Transportation services	735,022	746,967
Environmental services	296,174	682,582
Recreation and community services	3,868,925	2,341,136
Community Planning	1,496	
Transfer to Hydro Utility	51,272	245,000
Total	5,265,537	4,127,705
Capital financing		
Long term liabilities incurred	545,198	1,165,024
Contributions from other governments	267,613	432,651
Contributions from the revenue fund	336,624	624,250
Contributions from reserve funds	148,123	1,650,278
Other	495,091	125,625
Total	1,792,649	3,997,828
Unfinanced capital outlay, at the end of the year	\$3,969,259	\$496,371

Note: Temporary loans in the amount of \$2,885,000 are carried at the year end pending proceeds of long term financing for approved projects in progress.


### STATEMENT OF TRUST FUNDS HELD DECEMBER 31, 1974

	1974	1973
Assets		
Cash	\$21,981	\$15,843
Investments, at cost	6,000	10,000
Provincial and municipal bonds	46,031	45,755
Investment certificates	74,012	71,598
Fund Balances		
Guarantee deposits	\$33,764	\$34,394
Morgan Fund	23,000	23,000
Capital Income	3,413	2,843
R.K. Person Trust	11,670	10,020
Capital Income	2,165	1,341
Total	\$74,012	\$71,598

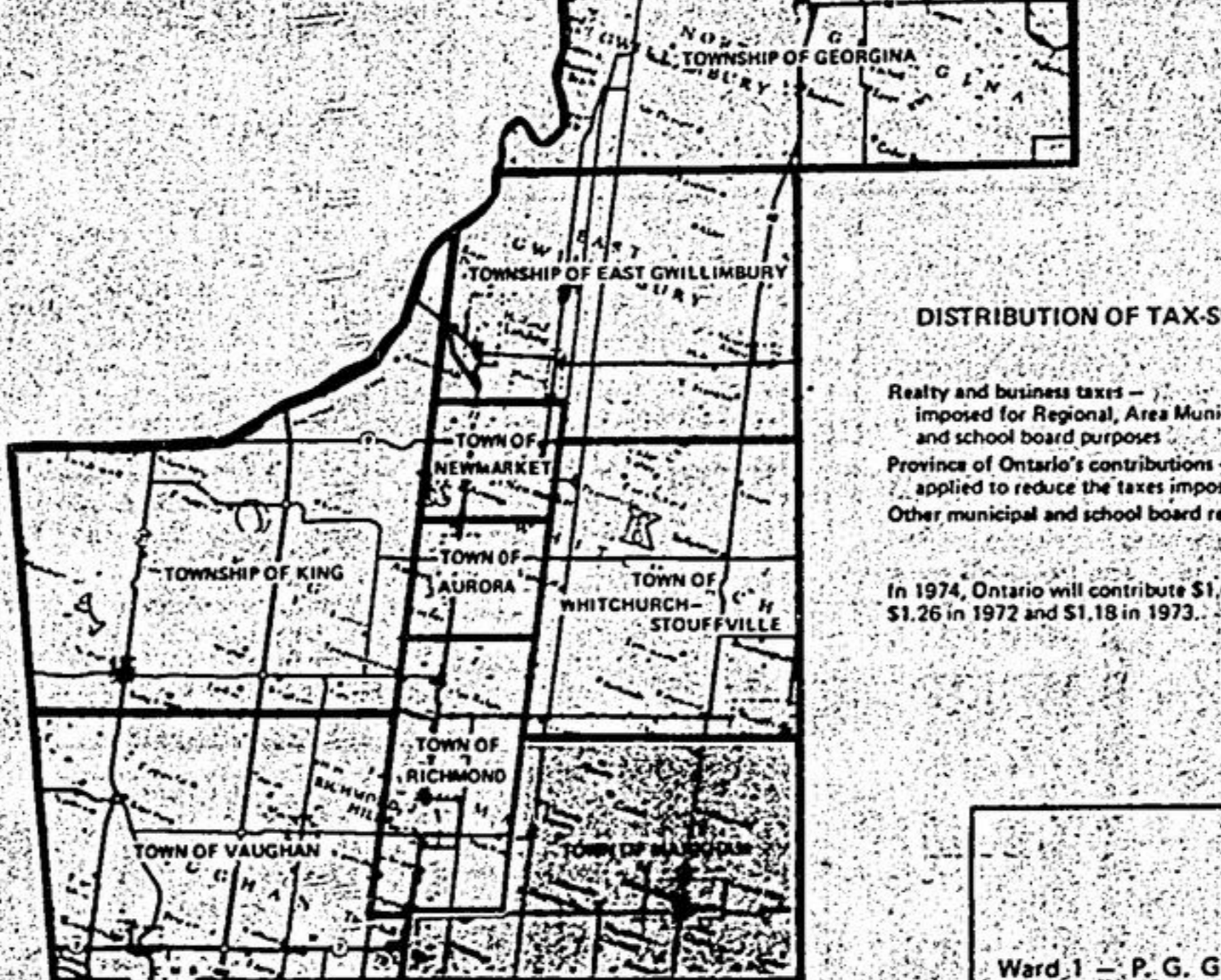
### DISTRIBUTION OF YOUR TAX DOLLAR



ASSESSMENT ANALYSIS	1971	1972	1973	1974	1975	1976
RESIDENTIAL & FARM	\$299,000,000	\$313,000,000	\$341,367,000	\$379,813,377	\$427,000,000	\$487,000,000
COMMERCIAL & INDUSTRIAL	\$8,000,000	\$8,000,000	\$8,543,000	\$9,618,961	\$10,800,000	\$12,000,000
TOTAL	\$307,000,000	\$321,000,000	\$349,910,000	\$389,432,338	\$437,800,000	\$509,000,000



### REGION of YORK



### DISTRIBUTION OF TAX-SUPPORTED SERVICES IN THE TOWN OF MARKHAM 1974, 1973 and 1972

	1974	1973	1972
Realty and business taxes imposed by Regional, Area Municipality and school board purposes	\$12,847,229.00	\$10,460,949.00	\$ 8,449,325.00
Province of Ontario's contributions applied to reduce the taxes imposed	\$13,353,000.00	\$12,319,254.00	\$10,656,400.00
Other municipal and school board revenues	\$ 2,335,300.00	\$ 1,374,433.00	\$ 1,826,300.00
<b>Total</b>	<b>\$28,535,529.00</b>	<b>\$24,154,636.00</b>	<b>\$20,931,025.00</b>

In 1974, Ontario will contribute \$1.04 for every dollar of realty and business taxes imposed by the Town of Markham. As compared to \$1.26 in 1972 and \$1.18 in 1973.

### Council

Mayor — A. Roman	Regional Councillors	Ward 5 — W. B. Grieve
R. W. Adams	Mrs. Alma Walker	Ward 6 — H. C. Lawrie
Councillors:		
Ward 1 — P. G. Grosskurth	Ward 3 — Mrs. C. Bell	
Ward 2 — S. J. Daurio	Ward 4 — A. B. Bonner	

Publication of the above Audited Financial Statements and the report of the Auditors thereon, pursuant to Section 224 of the Municipal Act.

ANTHONY ROMAN, Mayor

E. A. BARTON, Treasurer