

Panels help reduce costs

The high cost of living space forced many homeowners to forego a new home. Now, rising prices of materials and labor could put even remodeling out of their reach.

Is there a way to remodel at reasonable cost? Permaneer Corp., a leading paneling manufacturer, says yes. Use economical materials, and if possible, do the work yourself.

While some remodeling jobs require professional skills and safety measures, others do not. Permaneer says one reason for increased use of wall paneling is the ease with which it can be installed by a competent do-it-yourselfer following manufacturer's directions. Use of vinyl veneer panels, prefinished with woodgrain patterns, simplifies the job.

The prefinishing process, in which patterns are reverse printed on the underside of vinyl veneer film that is laminated to particleboard, has another benefit. It keeps production—and retail—costs low. A selection of designs is available at

less than \$7 for a standard 4' by 8' panel. The panels are extremely sturdy, and can be damp-wiped clean.

Details of panel installation may vary a bit with each manufacturer, says Permaneer. But, in general, three steps are involved:


1. Preparing the wall. This depends on wall construction. Brick, veneer, masonry and concrete require furring strips backed by polyethylene sheathing. Rough spots on dry lath or plaster should be sanded smooth. Stud walls with spaces larger than 16 inches on center need horizontal backing and backing behind panel edges. All walls must be "true."

2. Acclimating panels to room conditions. This

is done by standing the panels horizontally around the room and letting air circulate around them for 48 hours before installation.

3. Allowing for natural expansion after installation. The rule of thumb is to butt panels lightly together, to leave a quarter-inch between panels and floor, and an eighth-inch between panels and ceiling. Fasten panels with the special adhesive or nails recommended by the manufacturer or building materials dealer.

More information for economically-minded do-it-yourselfers is offered in a free booklet, "How to Install the Affordable Luxury Wall." Write Permaneer Corp., Dept. "P", 201 Progress Parkway, Maryland Heights, Mo. 63043.



NE-5300C

Panasonic Microwave Oven cooks dinner in minutes instead of hours.

Plugs into any 3 prong household outlet. Just set the timer and push the "Cook" button. Oven light stays on so you can check cooking progress. In almost no time a bell signals your cooking cycle is completed, and the oven shuts itself off. Fabulous cookbook full of proven recipes included.

\$429.00

**Towne TV
AURORA SHOPPING CENTRE
727-6521**

ELECTRICAL

- * Alterations
- * Repairs
- * New Wiring

SUTTON
PEFFERLAW

NEWMARKET

Ted Bush
705-437-1523

Tom Proud
895-6239


ALL UNDER ONE ROOF



HOME IMPROVEMENT TIME



LET THE SPRINGTIME IN... WITH **WALLPAPER**



UP TO **30% OFF** IN STOCK ONLY

PLUS **20% OFF** ON ALL WALLPAPER BOOKS


PITTSBURG PAINTS



UP TO **20% off** INTERIOR



2 KINDS OF STAINS



30% OFF SHOWER CURTAINS & BATHROOM ACCESSORIES (STOCK ITEMS ONLY)



RIGHT NEXT TO EVES LUMBER
455 DAVIS DR. NEWMARKET 898-1421

OPEN THURS. & FRI. TILL 9 P.M.