

DRAINAGE FITTINGS



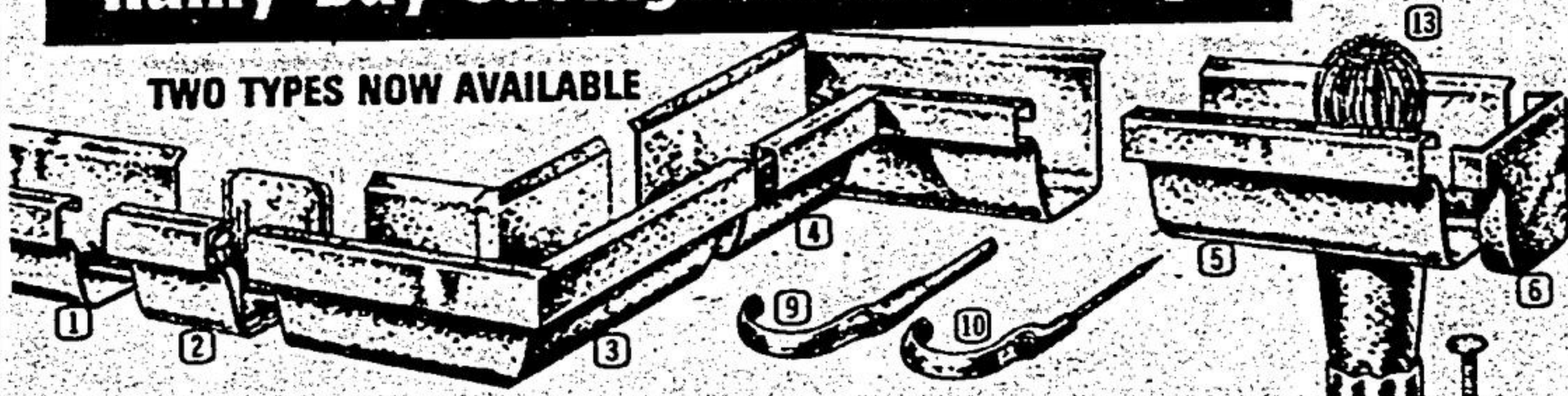
Shown Above: (15) Roof-Vent Flashing (16) Ferrule (17) Closet Flange (18) Couplings, Reducer Couplings & Bushings (19) Y-Joint (20) T-Joint (21) Clean-Out (22) 45° and 90° Elbows (23) 'S' and 'P' Traps

**FOR FARMERS
FOR HOUSEHOLDERS**



Rainy-Day Savings on Eavestrough


TWO TYPES NOW AVAILABLE



.025 ga. Aluminum or Galvanized Steel—in 10-ft. lengths, 4-in. width

(1) to (8) Embossed Aluminum Eavestroughing—Resists the rusting effects of rain, snow and sleet, won't streak walls and stays 'new-looking' year after year. Joints are designed for connectors—no soldering needed.


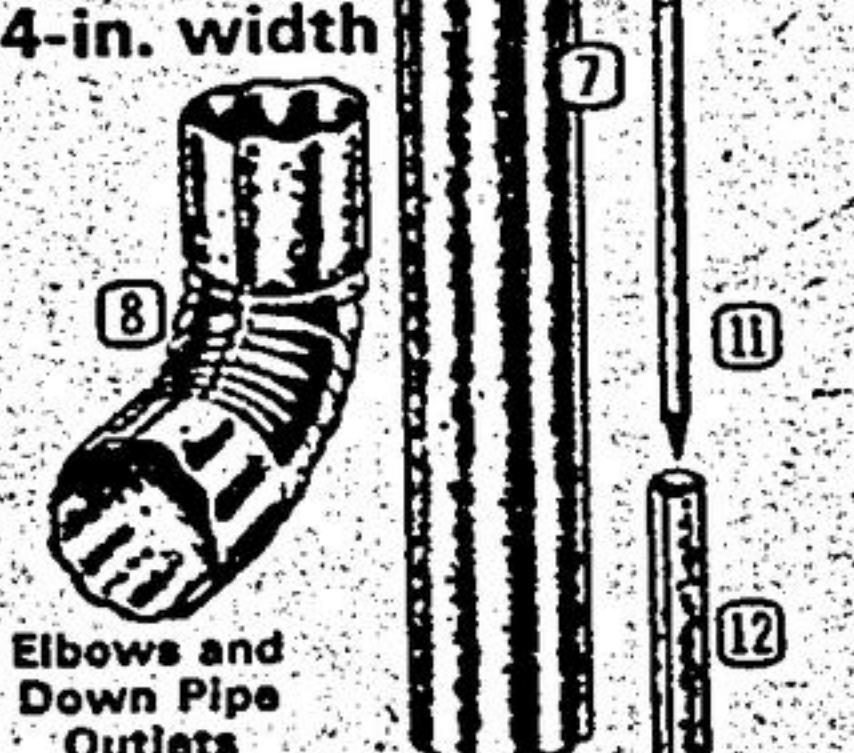
Galvanized Steel Eavestroughing—(Similar to above). Precision-rolled, heavy-gauge sheet metal for strength and lasting shape. Press-fit together and caulk at joints.



(9) to (13) Trough Fittings for items #1 to #8.
Down Pipe Hooks—(9) 48-5193-For brick. Ea. .22 (10) 48-5194-For wood. Ea. .22 (11) 6" Spike—48-5296—Aluminum. .13 48-5196—Galvanized. .02 (12) Ferrule for spike—48-5299—Aluminum. Ea. .05 48-5199—Galvanized. Ea. .04 1/2 (13) Wire Strainer—Traps leaves and debris. 48-5183—Galvanized. .39

GUTTER-GUARD—Keeps Leaves, Debris out of eavestroughing. Black 'Vexor' plastic netting. 48-5100—25' x 6" roll. .2.98

'RAIN-AWAY' DRAIN—Fastens to Down-Pipe. Perforated vinyl uncoils from weight of rain water—breaks it up to prevent erosion, 'wet spots' on lawn. 59-7455—12-ft. extended. .79



**FOR DEEPER WELLS
... ALL THE WAY
DOWN TO 90 FEET**

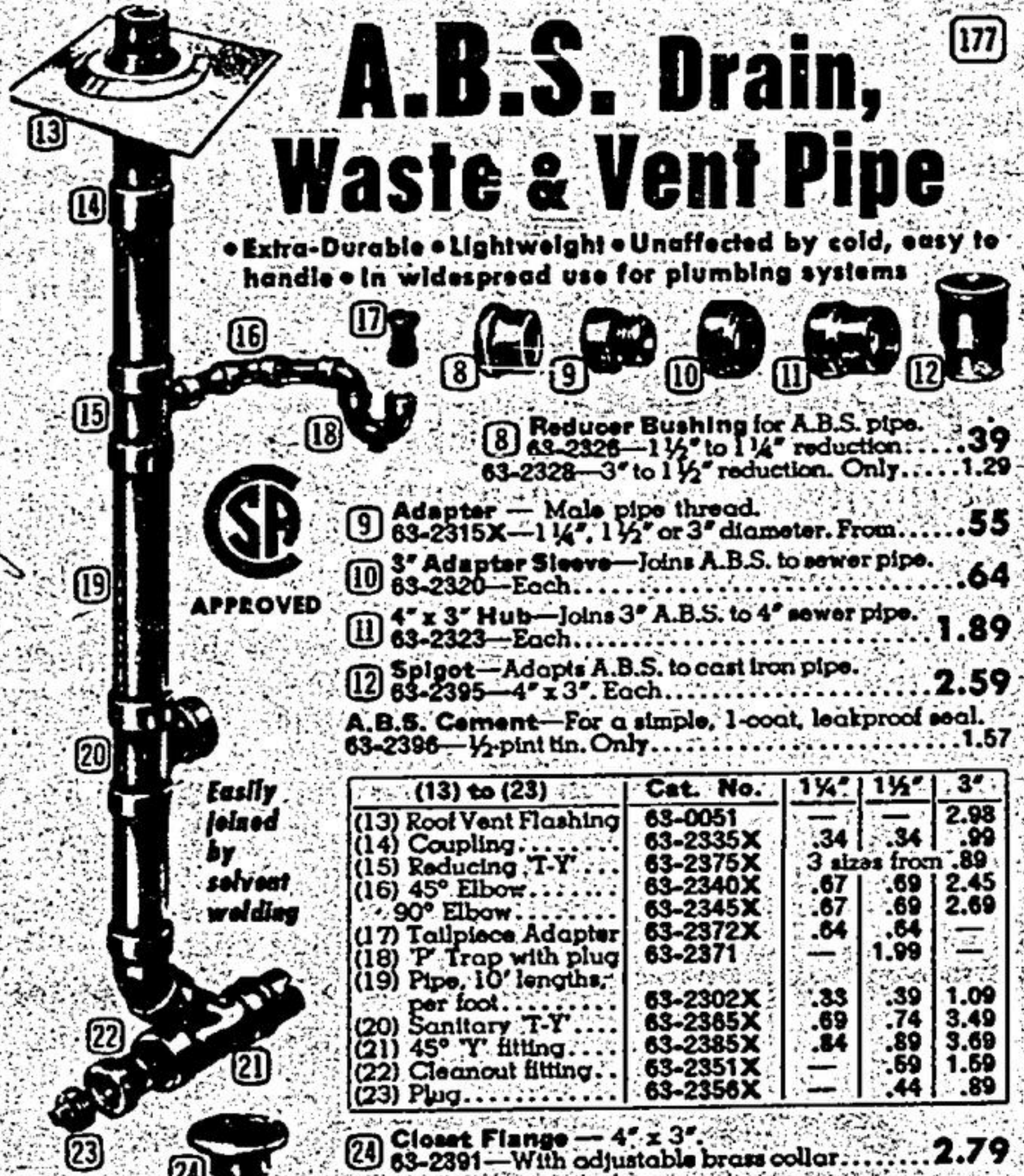


Delivers 675 U.S. Gallons per Hour at 5' 415 at 50', 200 at 90'... Quick, Easy Conversion

Complete With 17-Gal. Galvanized Tank **ONLY 139.95**

A.B.S. Drain, Waste & Vent Pipe

• Extra-Durable • Lightweight • Unaffected by cold, easy to handle • in widespread use for plumbing systems



- (8) Reducer Bushing for A.B.S. pipe. 63-2326—1 1/4" to 1 1/2" reduction. .39 63-2328—3" to 1 1/2" reduction. Only. .1.29
- (9) Adapter—Male pipe thread. 63-2315X—1 1/4", 1 1/2" or 3" diameter. From. .55 63-2320—Each. .64
- (10) 3" Adapter Sleeve—Joins A.B.S. to sewer pipe. 63-2320—Each. .64
- (11) 4" x 3" Hub—Joins 3" A.B.S. to 4" sewer pipe. 63-2323—Each. .1.89
- (12) Spigot—Adapts A.B.S. to cast iron pipe. 63-2395—4" x 3". Each. .2.59
- A.B.S. Cement—For a simple, 1-coat, leakproof seal. 63-2396—1/2-pint tin. Only. .1.57


(13) to (23)	Cat. No.	1 1/4"	1 1/2"	3"
(13) Roof Vent Flashing	63-0051	.34	.34	2.98
(14) Coupling	63-2335X	3 sizes from .89		
(15) Reducing T-Y	63-2375X	.67	.69	2.45
(16) 45° Elbow	63-2340X	.67	.69	2.69
(17) 90° Elbow	63-2345X	.64	.64	—
(17) Tee/Elbow Adapter	63-2372X	.54	.54	—
(18) T-Trap with plug	63-2371	1.99		
(19) Pipe, 10' length per foot	63-2302X	.35	.39	1.09
(20) Sanitary T-Y	63-2385X	.69	.74	3.49
(21) 45° Y fitting	63-2385X	.84	.89	3.69
(22) Cleanout fitting	63-2351X	—	.69	1.69
(23) Plug	63-2356X	—	.44	—

(24) Closet Flange—4" x 3". 63-2391—With adjustable brass collar. .2.79

3' & 4' P.V.C. Sewer & Drain Pipe, Fittings

100% Polyvinyl Chloride for greater impact and tensile strength. Beveled lengths mean fewer joints—time and material saved. Lays faster because it weighs less—won't rust, rot or absorb moisture and soften. For septic-tank disposal fields, subsurface drainage, footing drains, storm drains, etc., 10' lengths.


ELECTRIC FENCERS & accessories



- (5) Standard Master Fence—Heavy, weatherproof, steel case. With ground and battery clamps, instructions. .14.98 64-1603—Less battery. (See p. 96 for battery).
- (7) De Luxe Master Fence—As above, with ground rod. 64-1605—Improved model. Less battery. .17.95 Super De Luxe Master Hydro-Operated Fence—110-115-volt. 64-1608—Completely safe. 25/60 cycle AC. Only. .26.95
- (8) Fence Wire—100' coil. Solid 14-gauge copper. 62-9310—Only. .1.99
- (9) Galvanized Steel Post—64-1675—48" high. .49 For 20 for only. .9.49
- (10) Fence Knob—Porcelain insulators. 64-1653—Leather washers. .04 100 Fence Knobs. Only. .3.25
- (11) Corner Post Insulator—64-1635—Each. .08 Heavy-Duty Insulator—64-1636—Plastic. Each. .12 64-1647—Clips (pkg. of 100). .54
- (12) Fence Line Insulator—Nail or screw to post. 64-1633—Unbreakable. Each. .04 100 for only. .3.09
- (13) "J" Bolt Insulator—For 3/8" steel posts. 64-1641—Each. .11 25 for only. .2.39
- (14) Gate Latch—8" long 64-1666—Each. .59
- (15) "T" Post Insulator—64-1639—Each. .11 25 for only. .2.65
- (16) Round Line Insulator—64-1631—Each. .03

PLASTIC PIPE AT SIZEABLE SAVINGS!

Flexible Polyethylene, Rotproof, Crack Proof, Ultra Lightweight



Priced From 3c per ft.

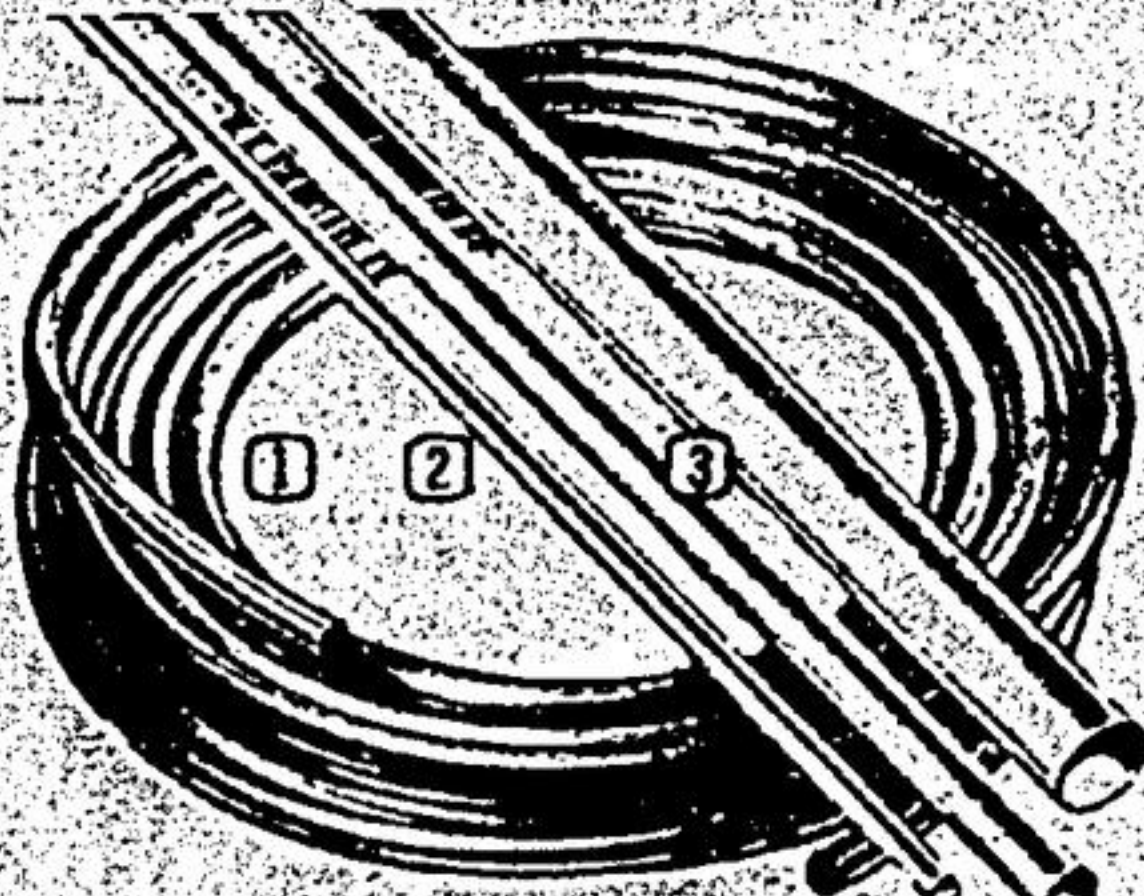
100' rolls from \$2.69 Quoted price 1/2" size

COPPER TUBE... top quality

Approved, Best-Quality Copper Tube—Easy to install... hundreds of uses. Just attach tube to fitting, heat joint and solder. (*See note below.)

- (1) Flexible Copper Tube (1/4" and 3/4" Diameters)—Type 'L' for indoor use only. Sold by the foot.
- (2) Rigid Copper Tube (1/4" and 3/4" Diameters)—Type 'L' for indoor use only. Sold by the foot.
- (3) Copper Drainage Tube (1/4", 1 1/4" and 3" Diameters)—DWV type (Drain, Waste and Vent). Sold by the foot or in 12-ft. lengths. (Note: 3" diameter DWV is sold by the foot only.)

*Due to the constantly fluctuating cost of copper on international markets, we cannot establish firm prices in our Catalogue. Your Canadian Tire Dealer will be pleased to quote you on your requirements at what are probably the lowest prices available, and will assist you to select the proper fittings. Whatever you need, we'll see you get it for less!



3 types available



59 WELLINGTON ST. WEST phone **MARKHAM 294-1830**

OPEN MONDAY THROUGH WED. AND SAT. TO 6; THUR. AND FRI. 'TIL 9.

BEST VALUE EVER IN A CONVERTIBLE PRESSURE SYSTEM!

Well-X-Trol tank provides same amount of water as a conventional tank twice its size.

More efficient and economical.

FOR SHALLOW OR DEEP WELL OPERATION Up to 585 U.S. Gal. per hour **\$99.98**



SINGLE PISTON PRESSURE SYSTEM

\$126.95 (as shown)

\$154.95 (hi-capacity)

Single-Piston Pressure System delivers up to 300 U.S. gallons per hour. 25' maximum suction lift. Heavy-duty cast iron water box with bronze cylinder liner, reversible rubber valves for easy maintenance and longer life, stainless-steel piston rod, splash-type oil lubricated crankcase, visible oil level indicator, high-chrome cast iron crankshaft, oilite bearings.