



Be Proud of that HOME of Your Own



ROUGH AND DRESSED LUMBER

Clear B.C. Fir V-Joint; Gyproc; Hardwood Flooring; V-Joint and Shiplap; White Pine Feather-edge; Clear Fir and Pine Doors in Stock Sizes; Sash in Stock Sizes.

John W. Fogg Limited

Lumber, Cement, Building Materials, Coal and Coke, Mine and Mill Supplies

Yard Schumacher Phone 725 Head Office and Yard Timmins Phone 117 Branch Office Kirkland Lake Phone 393




PLEASANT HOMES

by Elizabeth MacRea Boykin

Spring Curtains Are Simpler Than Formerly

The New Curtain Fashions Stress Distinction in Tailoring and Interesting Materials—Fewer, Fussier Windows.




Problems Solved by Home Improvements

With the statement that "in the improvement of home conditions lies the solution of many problems now confronting Canadian women," the National Council of Women of Canada has endorsed the Dominion Government Home Improvement Plan. The decision to endorse this nation-wide co-operative effort for improving homes and giving employment was reached after careful consideration.

to assist our Government to bring to the attention of the public any project which will provide better homes," Mrs. George O. Spencer, President of the Council wrote to the National Employment Commission which sponsors the Home Improvement Plan. "As women and home makers we must accept our full share of the responsibility of the success of this venture."

Mrs. Spencer stated that one of the forces which brought the National Council of Women into being was "an irrefragable protest against indifference to conditions of less fortunate men and women."

"We are not only willing but anxious



EMCO

No Need to be Without a Bathroom Any Longer

Thanks to the Home Improvement Plan

Don't put up with primitive methods any longer. You and your family can now enjoy the convenience and health protection that a modern bathroom gives—For Just a Few Dollars a Month—No Down Payment Needed.

Emco Bathroom Fixtures and Fittings are widely known for their quality, long service and moderate cost. Call in and let R. Service, master plumber, explain how little they will cost completely installed in your home and the convenient monthly payment plan made possible by the government Home Improvement Loan Act.

LANDLORDS - - - Increase the Rental Value

of Your Property

With the aid of the Home Improvement Plan you can have R. Service install Emco bathrooms or needed fixtures in your houses and the higher rents you can command will more than meet the small monthly payments. Your tenants will be pleased and your property will be more valuable without costing you one cent.

R. SERVICE

PLUMBING and HEATING

51 1/2 Third Ave., Timmins Phone 853



Informal.—In a maple living room with spatter dash floors and paisley printed upholstery, the chintz curtains in brown and other colours were finished with pinked double ruffles in green, and the valance on a frame was edged with the same narrow green double ruffles.

Tyrolese.—No, we haven't heard the last of that yet. Because it's so gay. In an informal dining room, it gave Colonial maple a new lease on life. Many bright details, included green felt curtains finished with red felt cut out ruffles all around the edges!

Coronation Blue.—In an entrance hall of Chippendale designed furniture, a bamboo paper of red on white was accented with simply draped, rather narrow swag draperies of coronation blue satin edged with red wood balls. Looped simply over a pole so that one side hung to the floor and the other just down a short way—for a pair of parallel windows.

Unpretentious.—But delightful were the windows of a bedroom with light honey maple furniture. They were of a cotton with a small all over design with a good deal of dark red in it and a touch of yellow. Finished with full wide ruffles of yellow all the way round.

The chief technicalities of curtain and drapery making are explained in our bulletin "How To Make Curtains and Draperies" which has diagrams to help over the hard parts. This will be sent on receipt of a stamped, self-addressed envelope.

(Copyright 1937, by Elizabeth MacRea Boykin.)

In the stories we read about clever career girls in New York, the ones who win their laurels as interior decorators always sound very glamorous to us. And one of the smartest as well as the nicest is a friend of ours whose name is none other than Becky. She's as keen and pretty as a robin, so she will have come right straight from Sunnybrook Farm for all we know. But years of professional decorating have made her a good match for the manufacturers of furniture and fabrics and the like. So she holds her own with the best of them and carries the responsibility for creating beautiful rooms for one of Fifth Avenue's largest, most distinguished stores. But being a successful decorator hasn't detracted a whit from her own charm, for she wears a feather in her spring hat as fly away as a debutante and yet has her trim, slim feet very practically on the ground.

We had lunch with her not so long ago, and we talked about curtains, apropos of some very rakish ones that had just been exhibited by a decorator who had let his ideas run away with his common sense.

Only Three
"Well," said Becky, "when you get right down to it, there are only three really good ways to hang a curtain."
We let that remark pass at the time—it was just an aside anyway. But it stayed with us and as we've trotted about making notes on new spring curtains, it has come back to us time and again.

Because the new fashions in curtains continue to stress simplicity, in spite of the fact that the atmosphere of rooms in general is toward more elegance. In a way, maybe it's "because of" rather than "in spite of," since the current simplicity in windows really has more elegance than fussiness.

The three ways to hang curtains can be interpreted from several angles and it's still three! Consider it from the point of view of hardware, and you have the draw rod, the familiar slide rod and the ring. Consider from the point of cut, and you have the tie back, the straight hung tailored curtain and

the curtain with cornice or valance. Now of course there are no end of fancy variations, which is just the point—you can loop the loop at the windows all you please, but the chances are that one of the three basic and simpler styles would be smarter and more effective after all. After several seasons of very ornate gyrations with festoons and swags, the really distinguished windows this spring are the simplest ones. That doesn't mean that for certain stylized rooms the intricate draperies are not still correct. They are, but for the average room, it's better in the long run to stress careful workmanship, interesting material and appropriate trimmings than involved draperies. When swags are used on new windows, they are classically simple.

But maybe some notes on new windows we've seen for spring will illustrate our point.

Notes on New Windows


Pastel.—For a bedroom in pinks and blues and Federal mahogany, the curtains were made of two lengths of sheer blue nylon and two lengths of sheer pale pink nylon all on a single rod, the blue on the outside next to the wood trim of the window, the pink inside. Made to the floor, pleated nicely at the top and hung over Mayflower wood shades—no draperies, of course.

Crisp.—For an informal dining room with maple furniture, curtains of permanent finish organdy were finished with rows of red and green rickrack braid, to repeat the colours in the strawberry clusters on the white wall paper.

Formal.—In a dining room of 18th century dignity, refreshed with blonde wood details, the windows were hung with extended jabots at each side of pink satin lined with white and held back with cords of brick red to repeat the colour in the Chinese-inspired wall paper. No glass curtains.

With Pale Grey
Cool.—For a mahogany dining room with pale grey wall paper patterned in white, the draperies were palest spring green taffeta with white lace wire cornice and tie backs.

Have the convenience of a CABINET SINK



Every Housewife will appreciate the beauty and convenience of a gleaming white cabinet sink, roomy sink and drainboard and lots of storage space underneath. See it to-day.

Visit Our Showrooms

BIGGEST - BUSIEST - BEST SMITH & ELSTON

PLUMBING and HEATING Timmins Phone 327

The same yellow made the flounce of the bedspread which had the figured material quilted for its top.

Lace Curtains Are In Style

Sheer.—Lace curtains are back in style, depend on that. And they are simply delightful, especially when they're used for drapery as well as glass curtain. The gossamer meshes of American made lace net are delicious for draped valances with a crystal pole and cut glass beads for tie backs as we saw them the other day.

Bold.—In a modern dining room, the curtains for wide double windows consisted of a length each of blue, green, rust and dull gold crash, repeated on each side of the window but hung straight down from rings on a simple pole.

Young.—Widths of red, white and blue pre-shrunk linen sewed together in horizontal stripes and joined by a jaunty braid brightened a room for a boy.

For an Indian Fighter.—Chamois colored duveteen or flannel cut in Indian fringed edges and laced with black strips of the same material—what grand curtains for a room with skins on the wall and a bow and arrow collection.

Sheer and White

A Starry Crown.—Sheer white marquisette glass curtains were given distinction by a wall paper border of stars on a wooden cornice built to top of the window. This wall paper border, ran all the way around the room to give a lift to a plain painted wall. There will be no law against having a fresh wall paper border around the top of the room and the cornice most any old time because wall paper borders are not expensive and they're easy to put up. It's a good idea to shellac over them.

The chief technicalities of curtain and drapery making are explained in our bulletin "How To Make Curtains and Draperies" which has diagrams to help over the hard parts. This will be sent on receipt of a stamped, self-addressed envelope.

(Copyright 1937, by Elizabeth MacRea Boykin.)

Value of Bedroom to Health and Comfort

Details of All Kinds Should be Watched in Bedrooms.

Psychologists claim that the room in which we sleep is important to our rest. Certainly a tastefully decorated room may give us a satisfaction that is restful to the spirit.

How often is there some detail of a room that disturbs the occupant, yet nothing is done about it. A wallpaper that isn't suitable—a badly planned closet—worn floors. It is not necessary for the housewife to feel that depleted finances prevent the righting of such wrongs. Under the Home Improvement Plan funds may be obtained from any Canadian bank for improvements, alterations or additions to homes.

A bedroom in one house was changed from just another room to an interesting sleeping apartment. The walls were repapered in soft green with silver flowers. The white woodwork was changed to silvery grey and the floors were scraped, finished and waxed. Electric outlets were placed conveniently, allowing lamps to be placed easily at useful points.

A novel arrangement of the furniture, added to the improvements made in the room. A dressing table was placed directly under the window and the beds placed on opposite sides of the room.

The rug was the same tone as the walls and chairs and bedcovers were of a soft blue. The furniture was dark walnut.

With little expense, a bedroom was obtained that was a source of pride to the owner and a room definitely created for rest.

Ottawa Journal.—A lot of the cars on the highways these days seem to be practising for the fifty-mile speed limit.

Stop Dreaming !!



ACT NOW !

THE HOME IMPROVEMENT PLAN

makes it possible for homeowners to borrow up to

\$2000

for any improvement that will be a fixed part of the property, such as:

- Painting
- Insulation
- Alterations
- Roofing
- Additions
- Garage
- New Floors
- Basements
- Fences
- Cement Walks

For Estimates and Full Home Improvement Loan Information, see

Feldman Timber Co. Limited

Complete Stock of Lumber and Building Materials
Head Office: Schumacher, Phone 708 Mill Office: Timmins, Phone 709