



Mower Value

Our values are a cut above!

109⁹⁵

20" Mastercraft 3½-hp Gas Mower


A muscular machine that makes short work of grass-cutting! Economical too! Reliable 3½-hp Briggs & Stratton engine; deep-drawn full circle deck for better grass catching; fully baffled recoil start, throttle control on the handle. 7" wheels with manual height adjustments. Enamelled housing. 60-1601



Use your
CANADIAN TIRE
CARD

Grass Catchers for all power mowers on this page available at our everyday low prices.

EXTRA SAVINGS CASH BONUS COUPONS



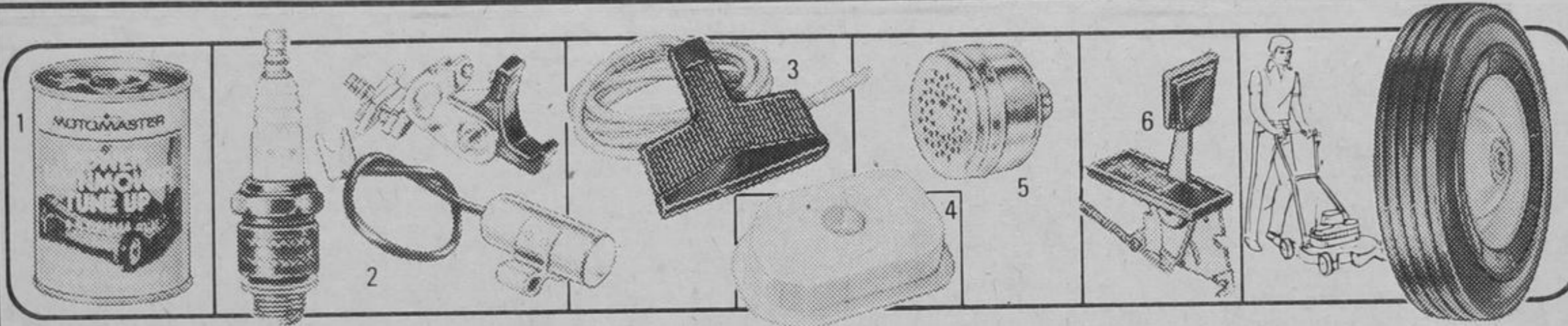
<p>20" Mower & Grass-Catcher Vacuums your lawn as it cuts! Big catcher holds up to 1½ bushels of cuttings. Operates only when catcher's on. Briggs & Stratton 3½-hp, 4-cycle engine. 60-1758</p> <p>199⁰⁰</p>	<p>Mastercraft Mulch 'N Mower Mulches as it Mows! Feeds fine clippings back to lawn as nutrients. Briggs & Stratton 4-hp engine cuts 20" swath. Vertical starter; 5 cutting heights. 60-1602</p> <p>179⁰⁰</p>	<p>3-hp 19" Mastercraft Mower Reliable Briggs & Stratton 4-cycle engine with fully baffled deck, easy recoil start and throttle control. 6-inch high impact wheels. 5-manual height adjustments. 60-1721</p> <p>94⁹⁵</p>	<p>3½-hp 20" Mastercraft Mower Feature packed! Famous Briggs & Stratton engine. Quick starting vertical pull and convenient handle mount throttle control. Handy height adjusters. 60-1608</p> <p>138⁹⁵</p>	<p>Mastercraft Clean-Cut Electric Powerful General Electric 10-amp motor and all steel fully-baffled deck. 18" single-blade action. Chromed swing over handle; vinyl grip. 6" high impact wheels. 60-1744</p> <p>79⁹⁵</p>
--	--	---	--	--

60-1607
SIMILAR TO ABOVE

20" SELF-PROPELLED MOWER

Enclosed drive for Power, for safety rear discharge chute. Briggs & Stratton 3½ H.P. 4-cycle Engine

249⁰⁰
WITH GRASS CATCHER



<p>1. Power Mower Tune-Up 4-oz Motomaster. Carburetor purgative for 2 and 4-cycle eng. 38-0904</p> <p>89^c</p>	<p>2. 'Kwik-Fix' Tune Up Kit Condenser, contact, spark plug, flywheel key for Briggs & Stratton.</p> <p>389</p>	<p>3. Nylon Starter Rope Strong 44" rope with easy grip plastic handle included. 60-7097</p> <p>119</p>	<p>4. Air Filter Element Keeps Briggs & Stratton engines operating efficiently. 60-7001</p> <p>229</p>
--	---	---	--

5. Short-Type Muffer
For most 4-cycle engines with ½" thread. Reduces noise. 60-7081

239

6. Mower Throttle Control
Choke-Run-Stop positions. For most late-model mowers. 60-7028


499

Shatterproof Wheels

6" size **319**

7" size, \$3.99; 8" size, 4.89

Durable replacement wheels for power-mowers. High impact plastic. 60-7062X



RX-30 Evergreen Fertilizer
A. 30-10-10 stops yellowing. 59-2240. 1½-lb can ... **339**

RX Tomato Food Concentrate
B. 18-18-24 for tomatoes & vegetables. 59-2225. 1½ lb **319**

Insecticide/Fungicide Dust
C. Roses, vegetables, fruit. 59-3804. 14 oz (400 g) ... **269**

Ant & Grub Insectide Dust
D. Lawns, flowers and crops. 59-3764. 17.6 oz (500 g) ... **229**



Malathion 50% Concentrate
E. Kills aphids, spiders, ants. 59-3756. 8-fl oz (227 ml) ... **339**

See us first for all your lawn and garden needs at our regular low prices




Battery-Operated 'Graswip'
Trim anywhere for up to 40 minutes on single charge — can be recharged again and again. Includes 8-volt batteries (in power-head). 6" swath. 4-lb. 59-7916 ... **39⁹⁵**

Shrub-and-Hedge Trimmer
Black & Decker. Reciprocal-action, 16" double-edge blades ... 3000 cutting strokes per minute. 2.4A motor. Double-insulated. Friction-clutch. 59-7924 ... **39⁹⁵**

Spacemaker ALL-STEEL SHED

\$84⁹⁵ LESS FLOOR

High quality steel panels set up in a snap to provide 140½ cubic feet of low-cost storage. Tough Green and White enamel looks great through rain or shine. About 72" wide x 60½" deep x 68¾" high at peak. Anchor kit extra.




It may be necessary to allow up to 2 weeks to fill orders on some storage sheds

Spacemaker Mini-Barn Shed

382 ½ cu ft for economical and smart storage

209⁹⁵ Less Floor

Ready to assemble, all-steel panels; mid-wall bracing; ridged beam supports; snap-lock caps; base rails. 121" wide, 85" deep (with overhang), 76" peak height. Anchor kit extra. 60-0032



CANADIAN TIRE

ASSOCIATE STORE

10288 YONGE ST., RICHMOND HILL 884-1196

STORE AND SERVICE DEPARTMENT **OPEN NIGHTS** **TILL 9 P.M.**