



TIME TO REPAINT? Only a thorough inspection of your home can answer that question, says the National Paint and Coatings Association.

How do you know when it's time for repainting?

The exteriors of most houses need repainting every five to six years. The climate, the condition of the surface, surface preparation and the quality of the paint used on a house may add or subtract a few years from this figure.

A thorough annual inspection of the outside of your house is the best way to determine if it needs repainting, says the National Paint and Coatings Association.

Annual inspections enable you to accurately judge how the paint is weathering. Start your inspection with the areas where moisture collects and those subject to heavy wear. It is in these areas that the first signs of wear usually appear. Sometimes spot painting in these areas is all your home needs.

Preparation counts

Wash any areas that need painting with soapy water, rinse, sand smooth and repaint. Check the condition of the siding, especially at the corners of your house where moisture can get behind the siding and cause premature paint failure. If some of the siding needs to be replaced, now is the time.

While you are at it, check

the condition of gutters, downspouts and caulk, too. After exposure to harsh winter weather they may need cleaning, replacing or repainting. All repairs should be made before you paint.

Take time now

Overall appearance is the key to judging if a house needs a complete repainting. If the paint is faded or has weathered sufficiently over most of the surface, it is time to repaint. When the wood grain is visible through the paint, sufficient weathering has taken place for repainting.

If you repaint before the old paint has weathered enough, the paint film will become too thick and won't adhere to the house properly. A dull appearance can sometimes be improved merely by washing exterior surfaces.

Procrastinating when it's time to repaint can increase costs and labor later when you want to take on the job. When you wait, the old paint becomes so worn that you will need both a primer and topcoat. Also, it may be necessary to replace unprotected wood siding that has rotted as a result of exposure to excessive moisture.

Condensation-resistant windows aren't enough!

There's a difference between a mystery and a myth. There's no mystery about condensation and ice on your windows.

But if you've ever looked for an explanation of its causes, you've probably encountered a lot of myths... none of which solved the problem.

Research report

Recent research, completed by one of the country's foremost manufacturers of window energy conservation products, identifies the energy efficiency and condensation resistance of 200 different windows, which includes virtually every existing window type found in American homes.

And the study shows a possible condensation and icing situation can exist in as many as 158 of these 200 windows.

According to Fred M. Schmidt, Manager of Corporate Communications for Season-all Industries, who completed this research, "These condensation and icing possibilities can exist in 79% of the window systems we've identified."

Condensation factor

"But this doesn't mean that changing to windows or window systems which are condensation resistant will necessarily solve the problem. Even these windows are dependent on the amount of moisture in the air inside the house and the difference between the inside and outside temperature."

No window is condensation proof, any more than a wall or a dresser or a drinking glass. Any material will condense excessive moisture from heavily laden air if the material is significantly

cooler than the air.

Two-fold solution

So, the solution to condensation problems with windows is two-fold. The first requirement is to bring the inside relative humidity

under control. Once this is done and the problem still exists, then the second need is for warmer windows.

Excessive moisture can be reduced by decreasing the production of moisture into

the inside air and by proper ventilation.

Some windows can be warmed up by adding storm windows. Others, particularly drafty, deteriorated windows, may have to be replaced.

Isn't this the day

TO HAVE YOUR CARPETS CLEANED THE *ServiceMASTER* WAY



Dulled, matted-down carpeting takes on new life with ServiceMaster cleaning. The gentle, deep-down ServiceMaster method cleans every fiber, restores original beauty and texture. Approved by carpet manufacturers. Our in-the-home cleaning experts also clean upholstered furniture, wash walls, and maintain your wood and tile floors.



—the one to call for a household spot... or a spotless house

SERVICEMASTER CLEANING SERVICE
29 INDUSTRY ST. S., AURORA
773-4081

ESTABLISHED 1957

FAST REPLACEMENT SERVICE FOR ALL BROKEN GLASS

DECOR GLASS & PAINT CO

- REPAIRS TO SCREENS AND STORMS
- ALL TYPES OF GLASS
- TABLE TOPS, SLIDERS AND SHELVES
- SANDBLAST & SPECIALTY WORK IN MIRRORS
- PLASTIC CUT TO SIZE
- FREE ESTIMATES

YONGE ST
At King Side Rd

OAK RIDGES 773-5251

BENJAMIN MOORE PAINTS
SUNWORTHY WALLPAPER
Painters' Tools, Brushes, Etc.

FEBRUARY CLEARANCE SALE

1/2 Price on selected items

CORDS Reg. \$1¹⁰ to \$13⁹⁹

Now only .55 to \$6⁹⁹

BOOKS Reg. \$1³⁵ to \$2⁰⁰

Now only .67 to \$1⁰⁰


BEADS Reg. .15 to .35

Now only .07 to .17

Macramé™
Elegance


AT

AURORA BICYCLE SPORTS & HOBBYS



124 WELLINGTON GATEWAY PLAZA AURORA, ONTARIO

727-3706



Dream Kitchens don't just happen



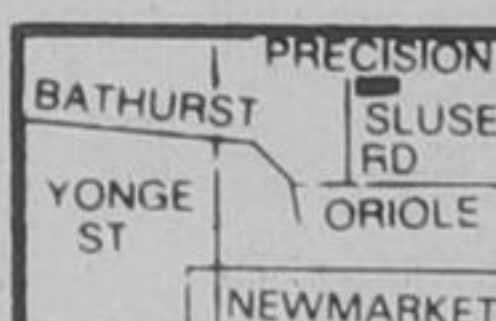
PRECISION CABINET WORLD



Joyce Howard
Kitchen Design Specialist

- Authorized dealers for Wood-Hu
- Many Lines to choose from
- Remodelling is a Specialty
- Planning help
- Showroom at Sluse Rd., (Just 4 minutes north of Newmarket.)
- Joyce Howard, our kitchen design specialist will help you create that Dream Kitchen.

(416) 775-6537



PRECISION