

# SAVEWAY

## LUMBER & BUILDING SUPPLIES

**CASH & CARRY  
MEANS SAVINGS  
FOR YOU!!!**



# SHINGLES

These asphalt shingles weigh 210 lbs. per square, are C.M.H. C. approved and are available in a variety of colours. One square covers 100 sq. ft.

# 16<sup>35</sup>

square

### LIQUID WETSTICK

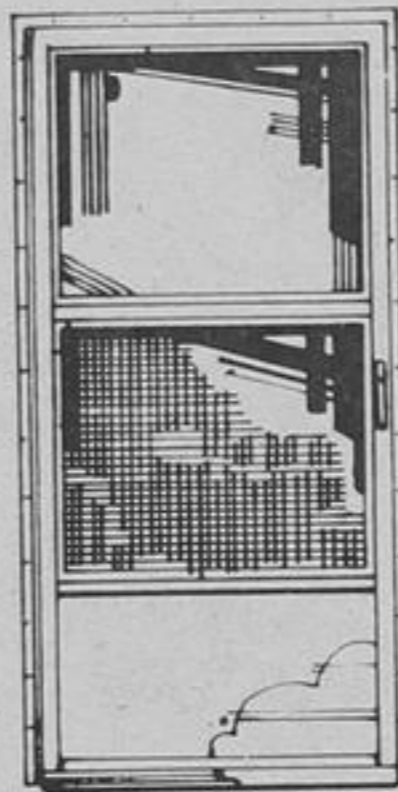


Westick is excellent for general roof repairs on metal, gravel, gravel paper or built up roofs. Sticks to wet or damp surfaces. Gal. covers 70-100 sq. ft.

# 382

gal.

### ALUMINUM DOORS



These doors are self storing, prehung and 1-1/4" thick. Prices include pneumatic closer, safety wind chain and installation hardware.

SIZE	NATURAL FINISH	WHITE FINISH
2'6" x 6'6"	N/A	63.50
2'8" x 6'8"	41.25	63.50
2'10" x 6'10"	41.25	63.50
2'10" x 6'8"	41.25	N/A
3'0" x 7'0"	N/A	63.50

### PLASTIC CEMENT



Plastic cement is excellent for sealing and repairing roofs. It is easy to apply with a trowel or putty knife.

# 379

gal.

### SASHLESS PICTURE WINDOWS



Feature selected ponderosa pine frame, 3-3/4" jamb with top section insul glass, bottom section double glazed with screen. The completely assembled units come complete with hardware, weatherstripping and outside casing installed.

MODEL AND OPENING SIZE


P4-1  
52" x 70"

P33-2  
78 1/2" x 70"

# PRICE

114<sup>95</sup>  
182<sup>50</sup>

### WOOD PATIO DOOR




This beautiful pine patio door comes completely assembled and ready to operate. It features 4-5/8" jamb with hardware and trim, double glazed safety glass, weatherstripping and outside casing installed. One panel is fixed, while the other (including the screen) is fully functional. Rough opening size is 75" x 83-1/2".

# 335<sup>85</sup>

ea.

### CEDAR ENTRANCE DOORS

Cedar entrance doors last through time and weather. They combine quality materials, contemporary styling and low prices for real value. All prices quoted are for 2'10" x 6'10" x 1-3/4" doors. Hardware is not included as several styles are available.



No. 130  
**58<sup>50</sup>**



No. 764  
**77<sup>95</sup>**



No. 791  
**86<sup>95</sup>**



No. 751  
**106<sup>50</sup>**


WE WELCOME



### STORE HOURS

Monday-Wednesday  
8 a.m. to 6 p.m.  
Thursday & Friday  
8 a.m. to 9 p.m.  
Saturday 8 a.m. to 5 p.m.

HWY. No. 7 & COSTA RD.



669-2297



Plenty of FREE Parking

THESE PRICES IN EFFECT WED. MAR. 30 to TUES. APR. 5 OR WHILE SUPPLIES LAST AT OUR No. 7 & COSTA RD. STORE.