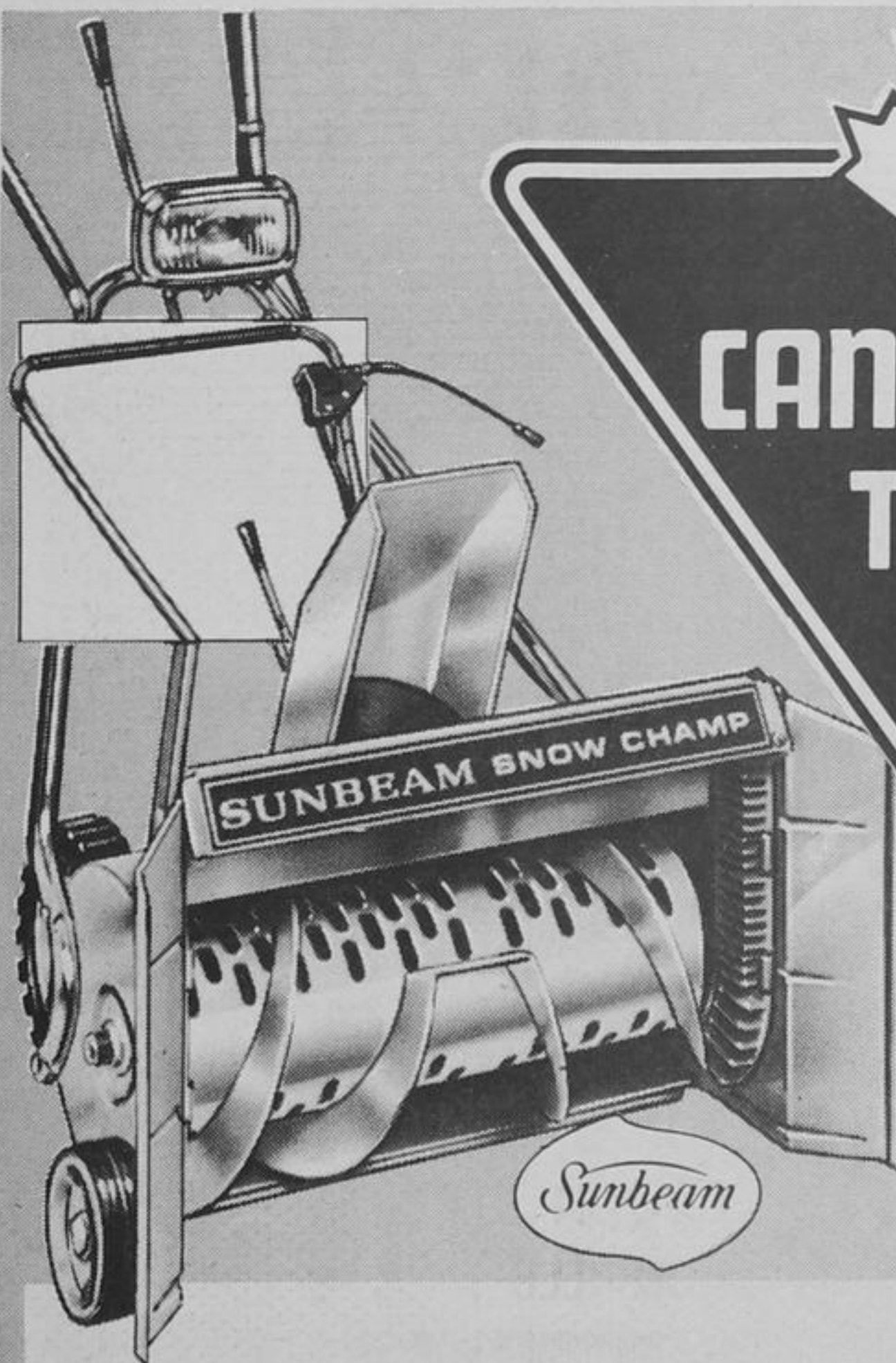



# MASTERCRAFT Heavy Duty 26" Snow Thrower



**Snow Thrower  
Sunbeam 22" Electric**

**169<sup>95</sup>**

Gives reliable instant starts no matter how cold the weather! Clears 22" wide path. Has powerful 10 amp motor, side scoops, drift breaker, ground hugging scraper blade. 180° swivel chute with 3 distance throwing adjustments. Front and rear wheels for handling ease. 6-height adjustments. Auto type (115V) headlight. Lightweight model with 2 year manufacturer's guarantee. Cord extra. **60-3964**



100-ft Cord  
CSA certified.  
Only **12<sup>99</sup>**

**599<sup>95</sup>**

with winterized 8 hp, 4-cycle  
Briggs & Stratton engine


Throws a blizzard out of the way fast with a heavy-duty 2-stage operation. 16" auger pulls snow in and impeller ejects it. Clears a big 26" wide by 19" high path of snow. Chute swivels 180°. Model has 5 forward speeds and 2 reverse speeds. Safety equipped with keyed ignition, auger and drive clutches. Auger and drive stop when handle is released. Has ring gear for optional electric start kit. Extra large 16" diam. x 6.50 pneumatic wheels. **60-3975**



## Mastercraft 24" Snow Thrower

Two-stage gas model with winterized Briggs & Stratton 5 hp engine clears a 24" path. 18 3/4" high intake. Has 12" diameter double-lead auger, 3-blade impeller, 200° rotation chute. F-N-R drive. Removable key switch controls engine ignition. Engine stops on release of controls. 10 1/4" diam. x 3.25 semi-pneumatic wheels. **60-3973**


**449<sup>95</sup>**



**289<sup>95</sup>**

## Mastercraft 20" Snow Thrower

Compact model with muscle! Clears 20" wide path quickly. Features winterized Briggs & Stratton 3 1/2 hp gas powered engine. Single stage operation. 10" diameter auger-impeller with 16" high intake. Has forward speed, free-wheeling neutral, reverse drive. Chute turns 200°. Rewind starter. Finger tip controls. For safety, traction and auger stop on releasing handle. Equipped with 10" diam. x 1.75 semi-pneumatic wheels. **60-3976**



**349<sup>95</sup>**

## Mastercraft 20" Snow Thrower

Gives snow the old heave-ho. Clears 20" wide path with 15" high intake. 12" diameter auger. Features powerful 5 hp winterized Briggs & Stratton engine with heavy duty gear transmission. Has forward, neutral and reverse gears. Drive and auger clutches. Chute adjusts to rotate 130°. For safety, a key switch disengages engine. Permanently lubed bearings. 10"x2.75 semi-pneumatic tires. Ring gear for optional electric start kit (extra). **60-3974**



**TIRE  
CHAINS  
14<sup>95</sup>** PAIR

For model  
60-3973

**13<sup>95</sup>** PAIR  
For model 60-3974

**19<sup>95</sup>** PAIR  
For model 60-3975

All models in stock for immediate delivery



**CANADIAN TIRE**

ASSOCIATE STORE

10288 YONGE ST. RICHMOND HILL  
884-1196

Extra!  
Cash Bonus  
COUPONS

Use your  
Canadian Tire  
CARD