

SAVEWAY

HWY. #7 & COSTA RD.



Can't come in?
669-2297


SOUTH OF HIGHWAY 7 BETWEEN JANE STREET & KEELE STREET

LUMBER & BUILDING SUPPLIES

CONVENIENT STORE HOURS:
MONDAY TO WED. 8 A.M. to 6 P.M.
THURSDAY & FRIDAY 8 A.M. to 9 P.M.
SATURDAY ONLY 8 A.M. to 5 P.M.

WINTERIZE NOW

Aluminum 1 1/4" Thick Combination Doors




Solid 1 1/4" Frame, prehung, ready to install; all hardware included. Glass removes for easy cleaning.

NATURAL FINISH

44³⁹ 2'6" x 6'6"
46⁸⁵ 2'8" x 6'8"
46⁸⁵ 2'10" x 6'8"
46⁸⁵ 2'10" x 6'10"
46⁸⁵ 3'0" x 7'0"

WHITE FINISH

59⁶⁰ 2'6" x 6'6"
59⁶⁰ 2'8" x 6'8"
59⁶⁰ 2'10" x 6'8"
59⁶⁰ 2'10" x 6'10"
59⁶⁰ 3'0" x 7'0"



PYROTENAX HEATING CABLE
De-ices eavestrough, roof and roof edges. Keeps them free of snow. C.S.A. approved. Easy to install.

60' length **12⁹⁵** 100' length **21¹⁰**



INSULATION
Weather Stripping
STORM DOORS
HUMIDIFIERS
Roofing & Siding

CUSTOM GARAGE PACKAGES



Here's real buy for the Do-It-Yourselfer. Save-way Garage packages come complete with all material... including framing, plates, girts, studs, rafters, fascia, 8" bevel siding, roof sheathing, soffit, asphalt shingles, nails and overhead steel door. All this plus plans and instructions for assembly.

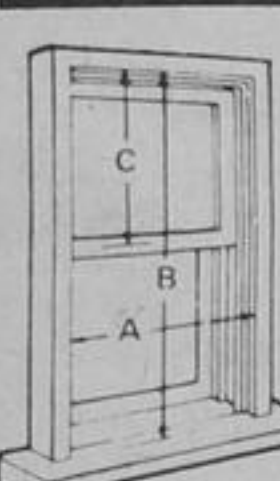
12' x 22' SINGLE CAR MODEL

22' x 22' DOUBLE CAR MODEL

699⁰⁰ complete

1111⁰⁰ complete

ALUMINUM STORM WINDOWS



How to measure for doublehung storm and screen windows. For pricing add measurement A and B for united inches. Then specify overlap mounting or insert mounting as illustrated. Do not add lap to measurements.

(a) The width between side casings. (b) The height from sill to bottom edge of top casing. (c) The height from bottom edge of top casing to centre of meeting rail.

UNITED INCHES	STANDARD FINISH	DURACRON WHITE FINISH
0 - 38"	13.85	19.69
38 1/8" - 49"	14.69	21.10
49 1/8" - 59"	16.39	22.90
59 1/8" - 74"	18.56	25.25
74 1/8" - 87"	22.39	27.74
87 1/8" - 100"	26.05	31.25
100" & over	.86 extra inch	.86 extra inch


ALLOW TIME FOR WINDOWS TO BE MANUFACTURED AND SHIPPED FROM FACTORY

BASEBOARD HEATERS



thermostatically controlled • built-in safety tip-over switch automatically disconnects heater if overturned. Height 7" • Width 49" • Depth 4 1/2"

23⁹⁹



SUSPENDED CEILING SYSTEMS

WHITE FINISH MAIN BEAM 12'	1 ⁶⁷
CROSS TEE 4'	57¢
CROSS TEE 2'	28¢
WALL ANGLE 12'	1 ¹⁶

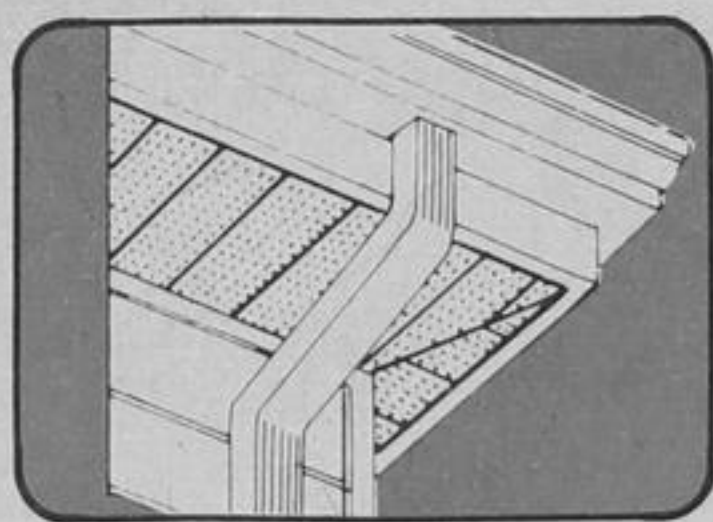
PLAIN WHITE 2' x 4' CEILING PANELS FOR THIS SUSPENDED CEILING SYSTEM ARE ALSO AVAILABLE AT SAVEWAY.

WE WELCOME
CHARGE X
master charge
CREDIT CARDS




ALUMINUM SIDING
Top quality with backer board applied. Guaranteed 20 years against flaking, chipping or splitting. 88 sq. ft.

57³⁸ per bundle.



SOFFIT & FASCIA
Attractive, functional Aluminum. Prefinished durable white enamel.


FASCIA 10' x 6" **4³⁰**
SOFFIT 16' x 12' 6" **9⁴⁴**



GARDEN STORAGE SHEDS
Perfect for winter storage of lawn furniture, lawn mower, garden tools and bicycles.

G87 Approx. 8' x 7'

129²⁰




EAVESTROUGH
Galvanized 10' Length

Conductor Pipe **2²⁰**
10' Length
All other fittings & accessories in stock.



ASPHALT SHINGLES
Now is the time to re-shingle with these 210 lb. weight self sealing shingles. Black, green & white.

16⁴⁴ per sq.



AIR-POWER HUMIDIFIER
Conserves energy, as it requires no electricity. Easy to install, maintenance free.

49⁹⁵ complete

Fill in all those gaps in your roof insulation with easy-pour

MICAFIL



Beat the heat and the cold with Micafil insulation. You'll start saving dollars on your heating bills too.

2⁵⁷ 3 Cu. Ft. Per Bag



POURING WOOL INSULATION

POURS RIGHT FROM THE BAG

R-7	R-10	R-12	R-14	R-20
2 1/8"	3"	3 5/8"	4 1/4"	6"
60	41	35	30	22

THICKNESS COVERAGE IN SQ. FT.

4³⁰ per bag

Styrospan Foam Sheet Insulation

Light weight and extremely easy to handle. 4x8 sheets.

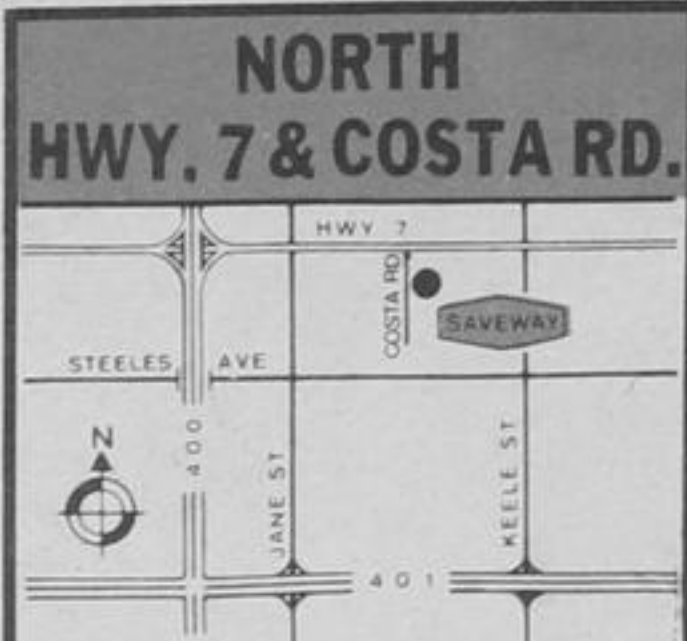
1/2" thick **185** 3/4" thick **278** 1" thick **333**
1 1/2" thick **554** 2" thick **665**

GLASS FIBRE BATTS

R-7 14" x 48" x 2" (100 sq. ft.) **755**
R-10 15" x 48" x 3" (70 sq. ft.) **763**
R-14 14" x 48" x 4" (45 sq. ft.) **676**
R-20 15" x 48" x 6" (30 sq. ft.) **651**



LUMBER and BUILDING SUPPLIES



Plenty of FREE Parking