


Store Up Your Savings!



Barn-Style Wood Storage Shed

Quick and easy to assemble with pre-manufactured arches. Package contains all materials, flooring, sheathing, shingles, trim, nails and necessary hardware. (Not exactly as illustrated).

8'W x 8'D

323⁰⁰
Reg. 359.00

10'W x 8'D

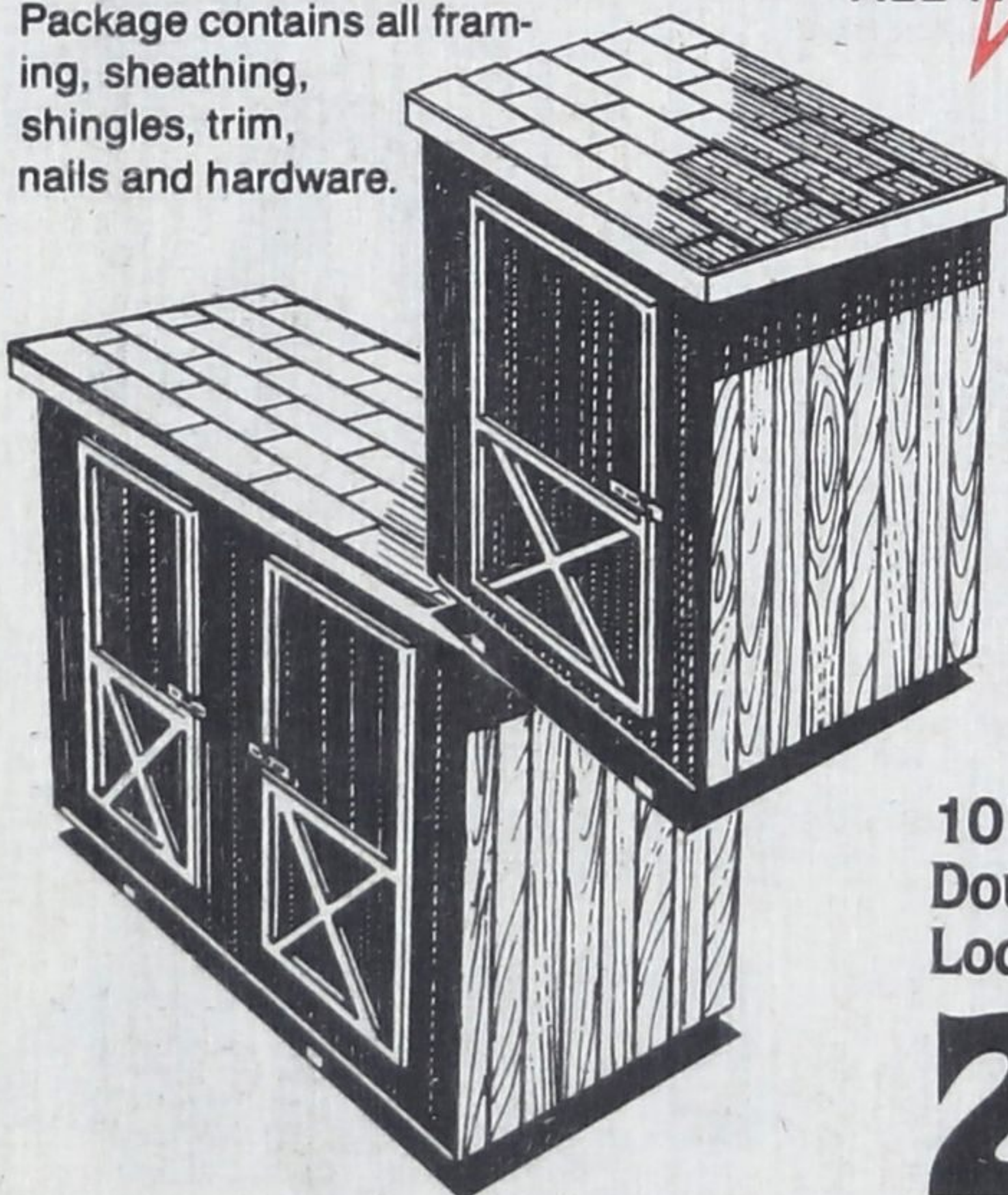
386⁰⁰
Reg. 429.00

12'W x 8'D

404⁰⁰
Reg. 449.00

Locker Sheds

Ideal for areas where a wider shed is not feasible. Package contains all framing, sheathing, shingles, trim, nails and hardware.



6' x 4'
Single Door
Locker Shed

197⁰⁰
Reg. 219.00

10' x 4'
Double Door
Locker Shed


287⁰⁰
Reg. 319.00



Gable-Style Wood Storage Shed

Package contains pre-manufactured arches, all materials, sheathing, shingles, trim, nails and all necessary hardware. Not available at all stores.

323⁰⁰
8'W x 8'D
Reg. 399.00




Storage Closet

Weather-tight, durable and attractive. 4' wide x 2' deep x 6' high. Complete with easy to follow, do-it-yourself instructions.

79⁰⁰
Reg. 88.99

10% OFF
Selected
Wood Storage
Sheds!

ALL ITEMS MATERIAL PACKAGES ONLY
NOT PRE-CUT



8' x 8' Greenhouse Shed

Pre-manufactured arches, sheathed floor, 2' apron, fiberglass panels, metal ridge cap, nails, hardware and complete trim package. Features dutch door for ventilation. (Not exactly as illustrated).

422⁰⁰
Reg. 469.00

