


Spring  
into  
**Summer  
SALE**

**40%  
OFF**

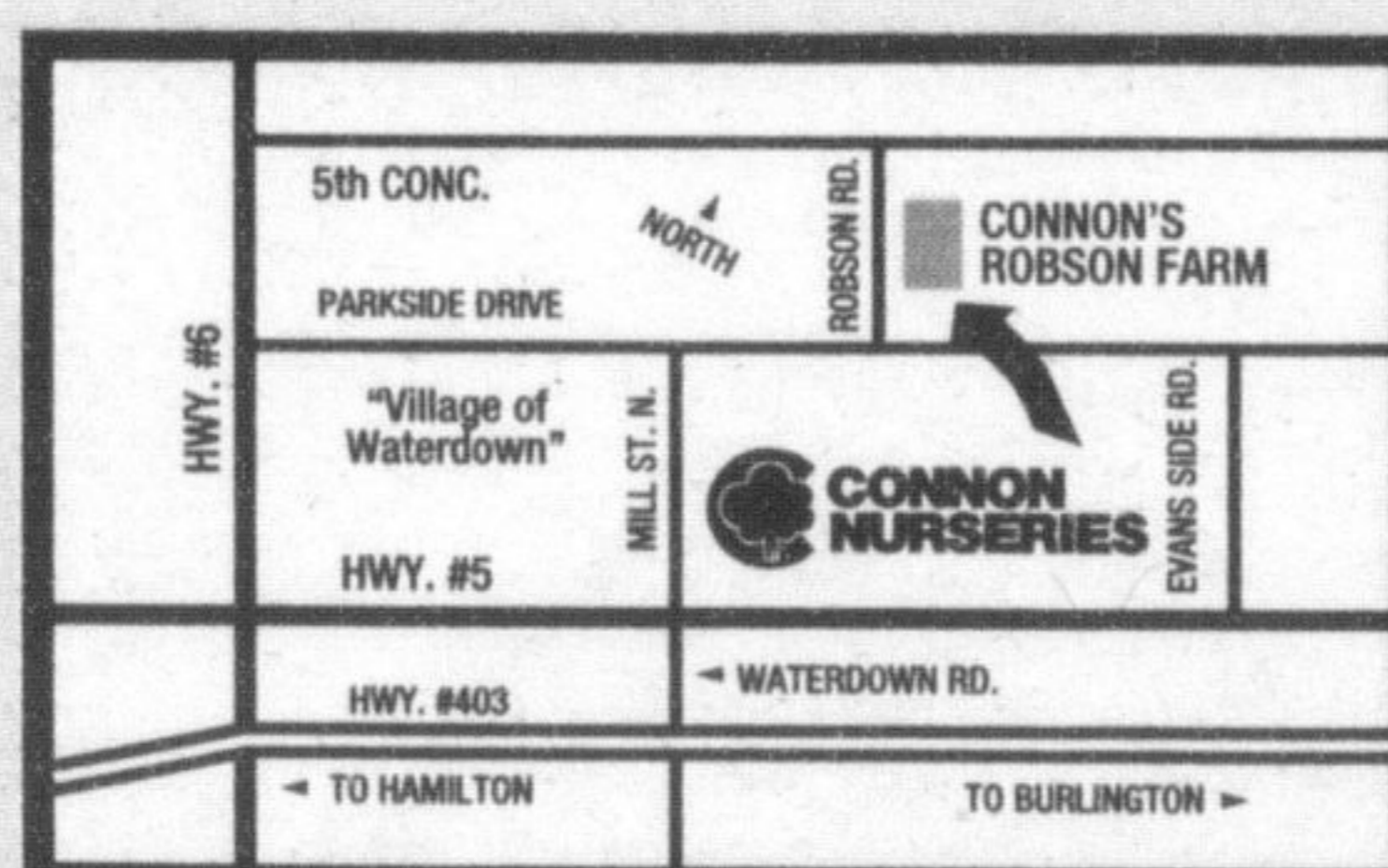
- All Roses**
- All Vegetables**
- All Fruit Trees & Bushes**
- Select Annuals & Hanging Baskets**
- Select Flowering Planters**
- Select Statuary & Pottery**
- Select Water Plants**

These Specials Expire June 21, 2005 at 9 p.m. at the Garden Centre HWY. #5 location only. See bottom right map below.



Also Visit Our Production Yard Location for


farm direct  
**price**  
year round



**Production Yard**  
Tel.: 905.689.7433  
656 Robson Road,  
Waterdown, ON

**HOURS**  
Mon.-Fri. 8am-8pm  
Sat. 8am-5pm  
Closed Sundays

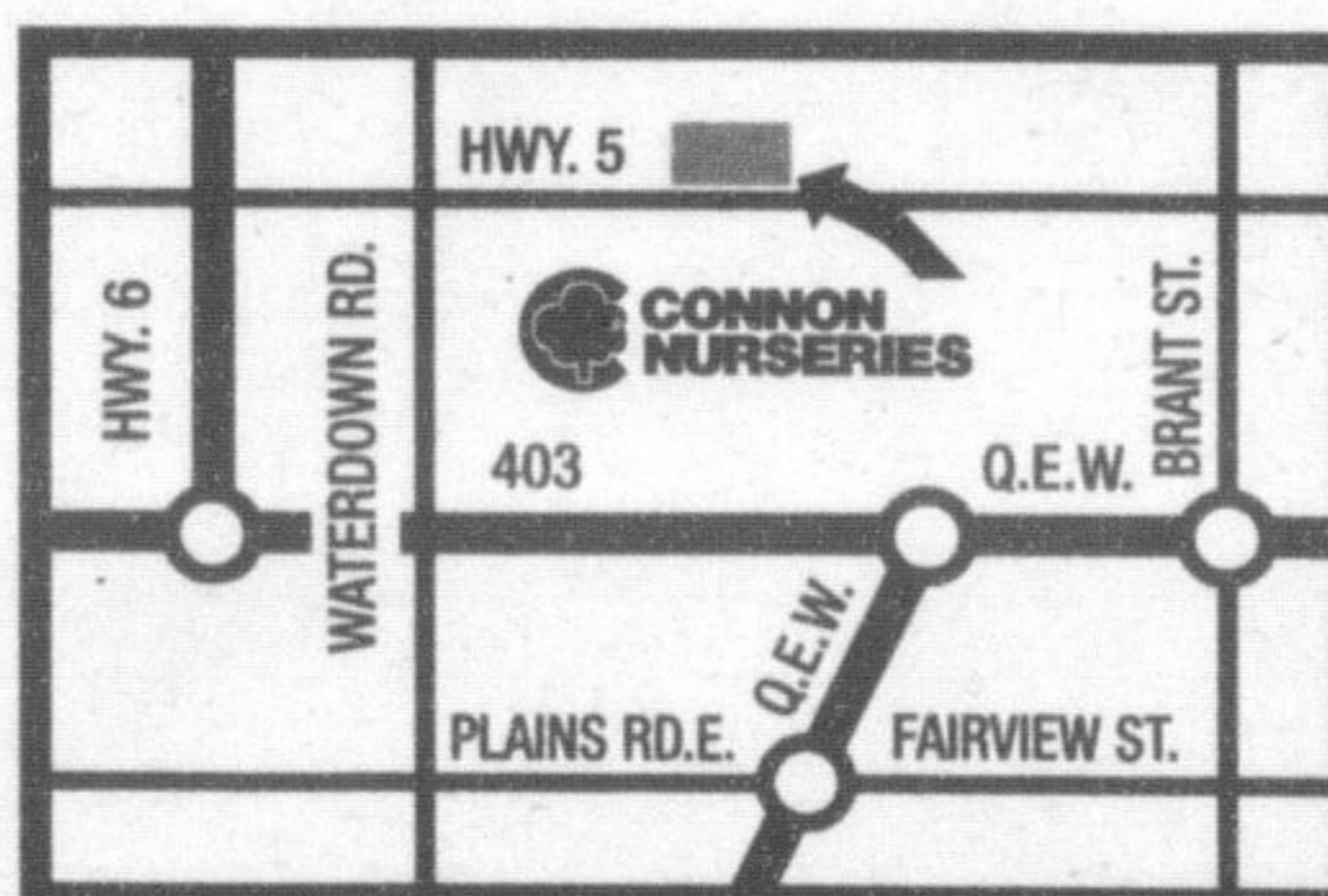
**On All Evergreens, Flowering Shrubs, Shade Trees and More.  
Save up to 30% at This Location Year Round!**



**CONNON  
NURSERIES**  
C. B. VANDERKRUK HOLDINGS LTD.

HOURS: Mon. - Fri. 8 am - 9 pm • Sat. 8 am - 5 pm Closed Sundays

Waterdown  
Garden Centre  
383 Dundas St. East  
(Hwy. #5 just east of Waterdown)  
Phone: 905.689.4631  
Fax: 905.689.3554



suppliers of quality plants since 1906 • [www.connon.ca](http://www.connon.ca)

## Build a kite with Dad

Father's Day is about spending quality time with Dad. Building something fun together, like a kite, builds memories and is a treat for the whole family. Don't know where to start? Check out these tips from The Home Depot Canada to help you and the kids get started:

**Gather the Tools That You'll Need**  
-Make sure you have all the materials you'll need to complete this project. For a simple kite, you'll need: plastic trash bags, wooden dowels (1/8"), plastic tubing (1/8" inside diameter), nylon string, posterboard, pen, scissors, white marker, glue, sandpaper, tape measure and duct tape.

**Trace Your Sail** - Make a template from posterboard and use it as a guide to cut out the plastic bag sail.

**Make a Skeleton** - Connect the spine (the backbone that runs down the length of the kite) to the spars (the support sticks that extend horizontally over the spine and out to the sides.)

**Connect Your Kite** - A short piece of plastic tubing can be used as a spar connector. To add a little strength, bend the edges of the sail over the skeleton before taping them together.

**End With a Tail** - A long strip of paper or plastic adds drag to your kit and gives it stability.

- News Canada

**A brand new way of letting daylight in:**

## The sun tunnel

By Sandra O'Connor

When overcome with the urge to transform a room in our home, it is important to place special emphasis on the lighting. For example, spreading velvet daylight through a room that is dark, scant or withdrawn could instantly transform it into a soft, welcoming and inspiring haven. But without the powers of Apollo, the God of Light, and thus, the ability to exert our will over the sun, it is difficult to naturally brighten certain rooms where the installation of a window or skylight simply isn't an option. But... there is a solution!

Offered since 2003 by the VELUX® multi-national corporation, the Sun tunnel can project natural daylight anywhere we see fit, whether in a storage area, laundry room, or entrance hall. Because it is equipped with ultra-reflective interior cladding that gives it impressive light concentration abilities, the sun tunnel can easily serve as the sole light source in a room - even at night, when a built-in lighting system can take over. Energy savings and a brightening effect are guaranteed!

Simple to install (installation can be completed in under three hours!), the VELUX Sun tunnel is offered in both rigid and flexible formats. The latter, made from a unique patented material equipped with a dual diffuser, allows for natural lighting in rooms that are otherwise difficult to access. All VELUX Sun tunnels are designed to prevent condensation and appreciable heat gain or loss, and to maximize light distribution. In addition, its discrete shape and diameter allow the Sun tunnel to harmonize with the surrounding décor while also constituting an attractive architectural element.

Choose an adaptable and affordable product that is ideally suited to nearly all homes and budgets, and one that responds to the growing needs of residential property owners seeking to reconnect with natural lighting and pure aesthetics.

For more information on the Sun tunnel, call 1 800 88-VELUX or visit the manufacturer's Website at [www.velux.com](http://www.velux.com).

- News Canada

