

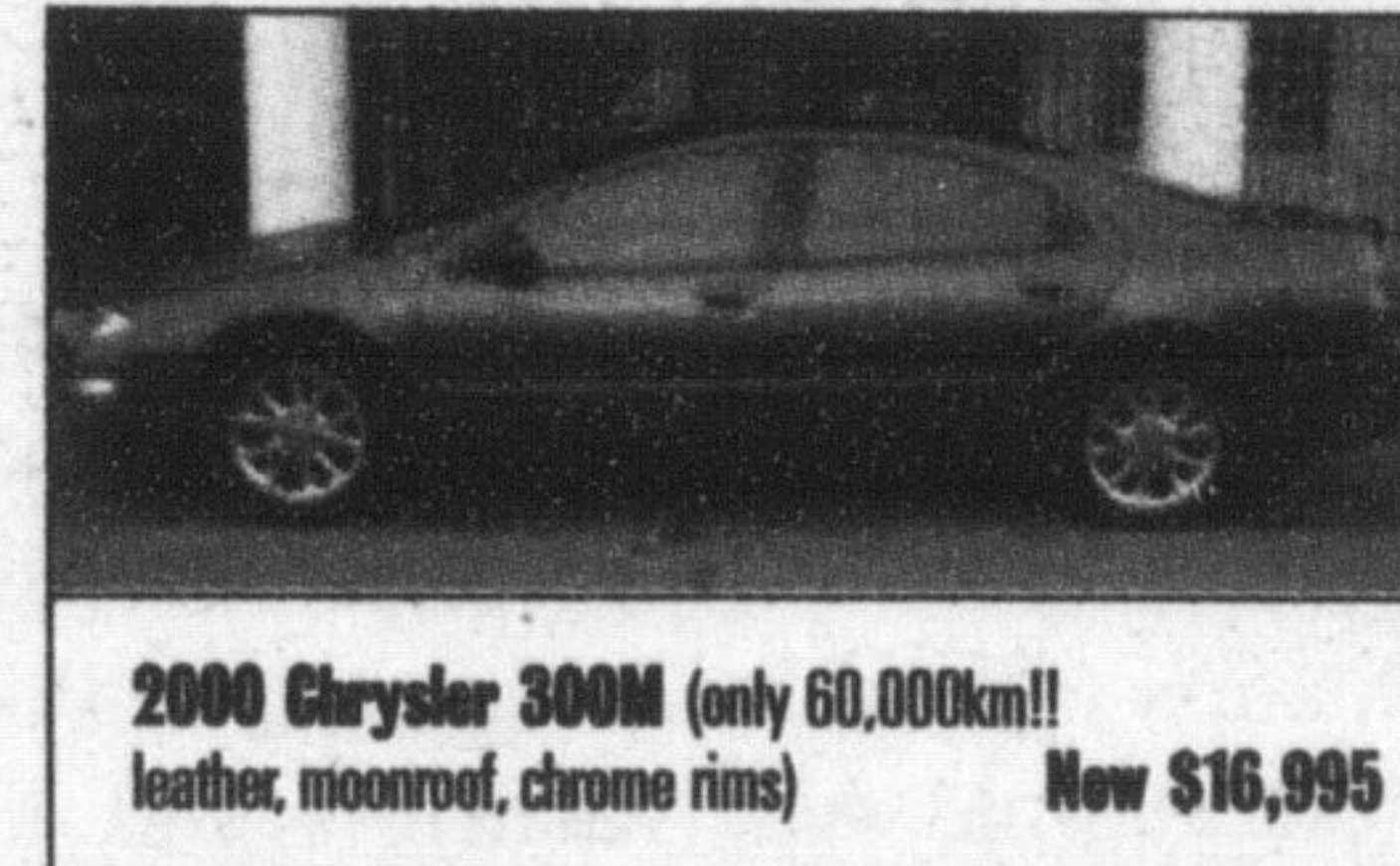
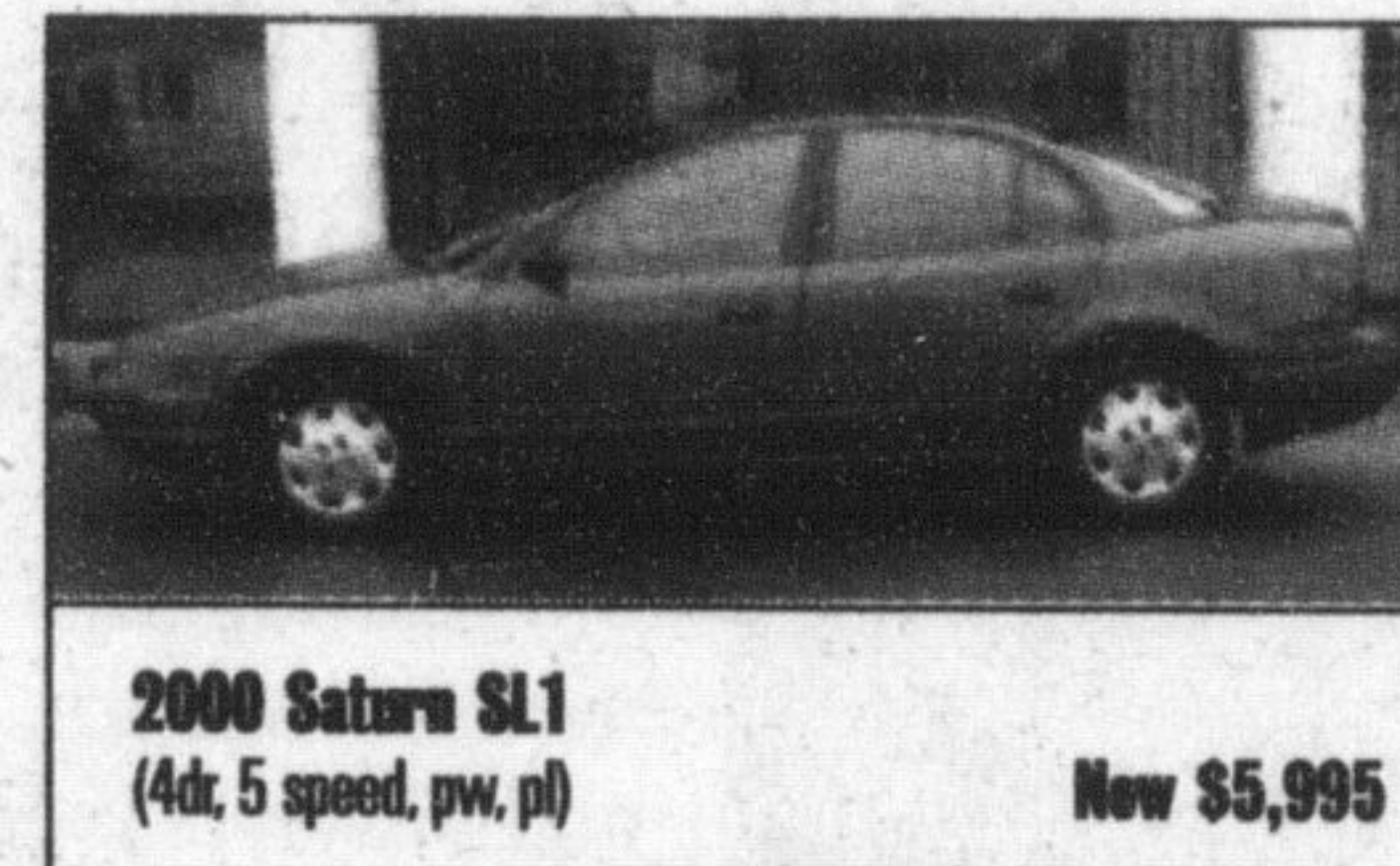


MANY OF OUR CUSTOMERS WAIT ALL YEAR FOR OUR ONE AND ONLY SALE.






OUR 20TH ANNUAL BIG SALE IS ON RIGHT NOW.

Here's just a few of our fine motor vehicles.
 Can't find it here? Check out www.gorrudsautogroup.com

How many more cars do we have on our lot? A lot. In fact we have over 350 automobiles and trucks with more arriving each and every day.

2004 Toyota Corolla CE (only 13,741km!!)	Now \$17,495
2004 Toyota Sienna CE (only 30,191km!! rear air)	Now \$27,995
2003 Pontiac Grand Prix GT (only 28,893km!! leather, moonroof)	Now \$22,995
2003 Toyota Camry LE (only 15,159km!!)	Now \$22,995
2003 Toyota Highlander (only 15,958km!!)	Now \$29,995
2002 Ford Explorer Sport (75,502km, leather, moonroof)	Now \$19,995
2002 GMC Jimmy SLS (88,791km)	Now \$17,995
2002 GMC Safari SLE (78,538km)	Now \$17,995
2002 GMC Sierra SL X-Cab Stepside 4x4 (only 59,176km!!)	Now \$27,995
2002 Olds Alero GX (73,068km)	Now \$10,995
2002 Pontiac Grand AM SE (78,658km, V6, pw, pl)	Now \$12,698
2002 Pontiac Sunfire (only 40,152km!!)	Now \$10,995
2002 Saturn SL1 (only 30,752km!!)	Now \$11,495
2002 Toyota Rav4 AWD 'G' Pkg (only 44,029km!! auto, air, pw, pl)	Now \$24,995
2001 Buick Regal LS (only 25,571km!! leather, moonroof)	Now \$17,995
2001 Chev Cavalier (only 49,315km!!)	Now \$9,995
2001 Chev Silverado LS 2500 HD 4x4 (only 51,834km!! diesel)	Now \$27,995
2001 Chev Venture (only 62,396km!! pw, pl)	Now \$12,995
2001 Dodge Dakota Sport Quad Cab (79,925km, V8, air, pw, pl)	Now \$18,995
2001 Ford Focus ZTS (only 52,936km!! Z-TEC)	Now \$11,995
2001 Ford Focus SE Wagon (only 67,573km!!)	Now \$11,995
2001 GMC Jimmy SLT (only 69,136km!! leather, moonroof)	Now \$19,995
2001 Nissan Maxima SE (84,243km, leather, moonroof)	Now \$20,995
2001 Nissan Pathfinder XE 4x4 (only 56,623km!!)	Now \$23,995
2001 Olds Aurora 3.5 (93,212km)	Now \$16,995
2001 Pontiac Grand Prix GT (72,950km)	Now \$15,995
2001 Saturn SC1 (70,767km)	Now \$9,995
2000 Buick LeSabre Custom (only 29,420km!!)	Now \$17,995
2000 Cadillac Deville (76,991km, leather)	Now \$24,995
2000 Chev Cavalier Z24 (78,742)	Now \$9,995
2000 Chev Malibu (only 64,529km!!)	Now \$9,995
2000 Chev Silverado Extended Cab (91,604km)	Now \$17,695
2000 Chev Suburban LS 4x4	Now \$25,995
2000 Chrysler Neon LE	Now \$6,995
2000 Dodge Durango SLT 4x4 (88,586km, leather, 3rd seat, rear air)	Now \$19,995
2000 Ford Windstar SEL (88,436km)	Now \$12,995
2000 GMC Safari SL (only 67,475km!!)	Now \$13,995
2000 GMC Sierra SLE X-Cab 4x4 (93,095km)	Now \$23,995
2000 Nissan Pathfinder XE (96,313km)	Now \$18,995
2000 Toyota Camry XLE (only 140km!!)	Now \$14,995
2000 Toyota Corolla CE (only 53,225km!!)	Now \$12,495
2000 Toyota Sienna LE (only 48,062km!!)	Now \$20,995
2000 Toyota Tacoma X-Cab 4x4 (only 53,212km!!)	Now \$24,995
1999 GMC SLT X-Cab 1 Ton Dually 4x4	Now \$19,995
1997 Chev Lumina (only 56,769km!!)	Now \$6,995



 Guarantee our Quality A 110-point mechanical and detail inspection, results in vehicles of higher quality.	 We Guarantee our Value We'll refund the difference if you find a comparable car (after factoring in quality, warranties and guarantees) for a lower price within 7 days.	 30-Day or 2500km Exchange Policy If you don't like a vehicle that you've purchased, simply return it for another Gorrud's vehicle - no hassle whatsoever.	 Powertrain Warranty A 6-month/10,000 km warranty included with the sale of every vehicle covering the engine and transmission.	 30-Day Mechanical Warranty Covers 100% of necessary mechanical repairs from back bumper to hood ornament.
---	---	--	---	--

Obviously, some conditions apply to all of the benefits listed above (unfortunately, some rotten apples have tried to take advantage of our generosity and good nature). We'll give you the full details when we see you.

We're one of Southern Ontario's largest used car dealerships!

GORRUD'S AUTO

410 STEELES AVENUE, IN MILTON
 905-875-2277
 OPEN SUNDAYS 11:00 AM - 4:00 PM

Communication with public key for non-profit organizations, says author

By HOWARD MOZEL

Special to The Champion



Katherine Scott

Faced with the fall-out of an increasingly complex and competitive funding environment, non-profit and voluntary organizations can't afford to suffer in silence any longer.

That was the message of Katherine Scott, the keynote speaker at a recent workshop called Funding Matters: A Warning and an Opportunity.

Ms Scott admitted there are no easy answers but stressed to attendees that they must mobilize to open dialogue with each other, communicate their predicament to the public, encourage funders to reform the current system and more.

"This is critical right now," said Ms Scott, author of Funding Matters: The Impact of Canada's New Funding Regime on Non-profit and Voluntary Organizations.

The event, hosted by Community Development Halton at the Holiday Inn Oakville Centre, was held to help participants understand and cope with the impact of Canada's current funding environment.

To that end, Ms Scott outlined the myriad of changes to funding over the past decade — such as governmental downloading — and the many ways the system affects agencies. She underscored the severity of the issue by first illustrating just how enormous the non-profit and volunteer sectors are in this country. For example, it's estimated that there are 80,000 charities in Canada and 100,000 other non-profits that represent 8 per cent of the GDP and employ 900,000 people. Canadians also volunteer a billion person-hours, or 500,000 full-time jobs, each year.

"This isn't an insignificant segment of the economy," she said, adding that it remains one that's "largely invisible."

Ms Scott, a senior policy associate with the Canadian Council on Social Development (CCSD) in Ottawa, recently conducted a comprehensive, cross-country study of this sector, a survey which "paints a startling picture" of the funding situation over a period from 1997 to 2001.

The field, she said, is "still struggling with the consequences" of a decade of downloading and government cutbacks, a period during which — not coincidentally — service demand increased while income polarization grew. Non-profits have essentially ended up subsidizing government programs, said Ms Scott, who added that it's not right for non-profits to be low-income sources of staffing for those in power.

Non-profits also had to worry about not only where they got funding, but how they got it, said Ms Scott, in an increasingly labyrinthine system of applying, reporting and quantifying results.

Government remains the largest source of funding (61 per cent) while earned income stands at around 21 per cent. Private giving accounts for approximately 19 per cent but remains a "volatile" component of the equation.

"Competition these days for donations is intense," said Ms Scott, adding that while

• see LEAN on page 16