

Might sponsor banquet

Halton Regional Council's Administration Committee will consider sponsoring a banquet to be held in conjunction with the International Plowing Match in Halton this fall.

Banquet chairman H. H. Hinton told regional council that host counties had in the past guaranteed the committee in charge sufficient funds to cover the cost of the dinner. He noted there were only two occasions in the past 60 years that the county was actually called upon to pay any of the cost.

Halton's IPM banquet will be held at Mohawk Raceway Sept. 27 and over 1,500 are expected to attend.

Special meeting on grants

Halton Region Council will hold a special meeting March 28 to deal with the matter of grants for the many groups and organizations which count on regional grants to assist or to cover their whole operating expenses.

In recent years the subject has been a controversial one at the regional level. Some councillors feel the region should not give any grants, some feel the grants should be limited to groups providing a service for the whole region and others take a more liberal stand on the matter.

Those applying for grants are expected to be available to make a presentation March 28 to support their particular application.

Veto move

A recommendation urging the provision of conservation authorities on political rather than watershed boundaries, was rejected by Halton regional council Wednesday. The motion had been instigated by Durham Council and endorsed by Halton's administration committee.

The committee felt representation on the authorities could be more equitable if political boundaries were followed.

Councillors Len Cox and Terry Mannell, both members of Halton Region Conservation Authority, argued that it made sense to follow the boundaries of the watershed. Mannell noted that a problem in one part of the watershed affected the other part and it would be more manageable if all parts of the watershed fell under one jurisdiction.

MILTON TELEPHONE ANSWERING SERVICE

- CONFIDENTIAL
- COURTEOUS
- PERSONALIZED

878-2020

SUPER PRO BURGER

4 OZ. BEEF, MELTING CHEESE, CRISPY BACON, LETTUCE, AND THE WORKS AT

MURRAY HOOD DRIVE-IN

ON STEELES AVE.

BY **Fay's ELECTRIC**

COMPLETE ELECTRIC SERVICE

- INDUSTRIAL MAINTENANCE
- ELECTRICAL CONTRACTING
- ELECTRIC HEATING
- WATER HEATER RENTALS

878-2048

FREE ESTIMATES

BEAVER

BEAVER

has more in **74**

everything you need to make it on your own.

Here's a paint that's really tested!

All Beaver Brand paints are Lab tested for top durability

Beaver interior satin latex

A beautiful flat finish that's ideal for bedrooms, living rooms, dining rooms and hallways. Dries fast with a low odour. Covers most colours with only one coat. And, it's washable! One gallon covers approximately 600-700 sq. ft. In White and over 800 custom-tinted colours. (Special colours slightly higher in price).



20% OFF

All Wallpaper Prices!

Ready-pasted for faster and easier hanging! Choose from Dry-Strippables, Vinyls and Flocks. There's a wide selection of designs and bold patterns — you'll find the style for you! Note: wall-coverings are priced per single roll, but packaged and sold in double rolls — this reduces waste in cutting. Select yours, now!

7 1/2" Paint roller set

The 7 1/2" roller has a 3/8" Dynel nap. Heavy-gauge metal tray has ladder hooks. Roller handle will take an extension handle.

272 set

Flagged-tip nylon brushes

Stock-up now! Our prices are low!




1" **89¢**
 2" **159**
 3" **266**

5' Aluminum stepladder

Has sturdy 3" side rails & serrated steps. Anti-skid safety feet. C.S.A. Approved. Ideal for home or cottage use.

1388

6' ladder... **14.59**



Beaver alkyd semi-gloss

Beautiful for kitchens, bathrooms, furniture & woodwork. Tough, mar-resistant, low odour alkyd finish. Cleans easily. The colours match those of Satin Latex. (Special colours are slightly higher in price).

877 2.57 quart gallon

BEAVER handyman tip

No. **22** clip & save in a series

Preparing to paint

Interior Painting: how to start:

1. Move all furniture into the centre of the room — then cover it with plastic sheeting. Remove all picture hanging tags, nails, plus drapes and blinds.
2. Wash ceiling and wall surfaces with a mixture of warm water and mild detergent. Rinse off with clean, cold water.
3. Inspect all surfaces for cracks and holes. Don't forget the woodwork and baseboards!
4. Obtain a sturdy stepladder (BEAVER stocks several types).
5. Cover the floor area over which you're going to work with plastic sheeting (from BEAVER).
6. Using a narrow-bladed painter's knife, cut out any cracks in the ceiling, cut, so that the crack looks like a triangle upside-down — this forms a "key" to hold the filler in. Now do the same operation on any wall cracks.
7. With a wet brush, dampen the cracks and fill with Polyfilla.

4040



OPEN

9 a.m. to 9 p.m. Monday to Friday
Saturday 8:30 a.m. to 6 p.m.

316 Guelph Street E., Georgetown — 877-2234