


Make your home monochromatic

Unleash your creative side while embracing a classic look. A monochromatic scheme can transform your room into a chic and endearing space. Sharon Grech, Benjamin Moore colour and design expert, shares her tips for decorating with a single hue, that will leave a rich and sophisticated feel all year round.



Set the mood

Focusing on one colour is a simple technique to help achieve a seamless and well-balanced flow throughout your home. "Monochromatic style can have a dramatic and bold impact or give off a light and airy look and feel," says Grech. "Repainting furniture or smaller items in bold tones of your chosen hue will instantly bring visual interest, elevating the space with more energy. If you're

feeling extra playful, try experimenting with patterns and prints that complement your monochromatic backdrop and draw the eye around the room."

Add texture


To bring a monochromatic room to life, dare to play with varying tints, shades and mix up the textures. Combining sleek metals and glossy surfaces with luxurious velvets, natural wood and soft textiles is key to ensuring your singular colour scheme doesn't fall flat. For an unexpected element, Grech recommends painting a statement wall using Benjamin Moore Century paint. The one-of-a-kind, soft-touch matte finish will bring on unrivaled depth and richness to your walls in any of the collection's exclusive colours.

Think beyond the walls

Trim and ceilings are a great opportunity to enhance a room's architectural beauty. "Give equal consideration to the colour of your trim, baseboards, ceiling and crown mouldings, they're just as important to a room as the walls," Grech advises. "Painting trim and doors in a darker tone than the wall is a current design trend that you should consider, especially with a monochromatic scheme."

Find more information and colour inspiration at www.benjaminmoore.ca. (NC)

Advertorial



Bring 2018's top trending colours into your home

By: Scott McGillivray

For a lot of us, the most difficult part of decorating is choosing the right colour scheme. It's easy to look at pictures on the internet or in magazines and be inspired, but when it comes to making them work in your own home, it isn't always so simple.

The first thing to do is to think about what kind of atmosphere you want to create. If a sleek, neutral look is what you're after, consider cool, contemporary colours. If you want to add energy and make things pop, bright, fiery colours may be the way to go.

If you're unsure of what atmosphere you want to create but know you want something different and fresh, Para Paints' design team has you covered. New this year, they've introduced the Serenity Palette, a mixture of Glamour (405 A), balanced by the darker stone Malachite (405 E) and the freshness of White Design (WH 01) perfect for trim. This quiet palette can give your

home the rejuvenated feel of Scandinavian design — simple and functional.

I would also encourage you to embrace wood stains for floors and cabinetry, such as oak or dark walnut to create a grounding effect in your space and add a sense of luxury and warmth. With this new palette, every time you step into the room, you're sure to feel a sense of calm, cool serenity — just the feeling you want when you come home after a long day.

This is only one of many colour palettes Para Paints' designers have dreamed up for 2018. Each one is expertly tailored to eliminate guesswork and help fulfill your creative vision.

If neutrals are your comfort zone, try to incorporate the bolder pops of colour into your space with rugs, accessories, art and even plants. Incorporating these elements can add just the right amount of colour to your home. (NC)

NOW HIRING Experienced and New Realtors

A Full Service Real Estate company open 9-9, always live phone answering, extensive free training for new and experienced Realtors, Excellent Management support, full access to multiple office facilities, No Franchise fees, and one of the best compensation packages in the industry makes iPro Realty the

Best Value proposition in the business
"The Evolution of the Real Estate Company"

iPro is not just a new name, it's a new business model designed for how Realtors and consumers conduct business today.

iPro was designed in the "Digital Age... for the "Digital Age".

At iPro we have a vested interest in your success.

Offices in Milton, Burlington, Mississauga, Brampton, Georgetown, Orangeville, Shelburne, and 2 locations in Toronto.


Call Bob Pridham, Broker/Manager for your confidential interview 905-693-9575



save.ca
flyers. coupons. shopping lists.

Shop Smart

Get coupons for products you use and love



Print coupons instantly or receive by mail - free!
 Redeem coupons at any major retailer in Canada.



Learn more at Save.ca/mobile