

# Designing a great exterior

In developing a colour scheme for the exterior of your home, there are key architectural elements to consider. As you begin your colour project, step back and examine all of the various visual details of your home.

"There are many different styles of homes across Canada with interesting and unique design features," says Darrin Noble, a colour solutions specialist with CIL Paint. "To help your colour scheme achieve maximum effect, we recommend incorporating these architectural features into the overall design of your homes colour palette."

The CIL Colour Solutions Team recommends reviewing the following checklist and then selecting colours that reflect your taste and personality to reveal the beauty of your home.

**Study Roof Configurations.** What colour is your roof and how much of it shows as part of the styling of your exte-

rior? If you will be keeping the existing roof colour, be sure to coordinate your colour selection to create an attractive scheme.

**Co-ordinate Existing Elements.** Stone and brick are just two elements that may be featured as part of your exterior. Consider their colour when selecting a paint colour for the siding or trim. And if you don't like the colour of your brick or stone surfaces, remember that they can be easily painted.

**Accent Interesting Trim.** There are usually a variety of trim elements and details that are incorporated into the exterior of our homes.

Decide on the architectural features that are the most appealing and consider enhancing them with accenting trim colours.

**Hide Undesirable Elements.** Every exterior has its undesirable components such as eaves troughs, piping, electrical

## Lower your energy bill easily

As summer nears, being resourceful with energy is always a top priority. Owens Corning Multipurpose PINK® insulation and PINK® Fiber Glass insulation are ideal for these tasks. Wrap ductwork, stuff small spaces behind electrical boxes, wrap the water heater, fit insulation around pipes and wiring and insulate the attic hatchway. These are simple ways to save energy and reduce your bills.

Here are some other easy ways to lower energy bills and increase your home's energy efficiency:

- Weatherproof, caulk and seal your

house. Seal all cracks and gaps around windows, doors, vents and chimneys.

- Run your dishwasher and washing machine only when you have a full load.
- Change regular light bulbs into fluorescents, which last about eight times as long.
- Install programmable thermostats to cool the house when people are sleeping or the house is empty which can amount to up to 10% per cent savings on your bill.

For more energy saving tips, visit [www.owenscorning.ca](http://www.owenscorning.ca) or call 1-800-GET-PINK®.

—News Canada

## CUSTOMER APPRECIATION DAY!!!!



- FREE BBQ & REFRESHMENTS
- T-SHIRT GIVE-AWAYS
- DRAW FOR FREE BACKSPLASH & INSTALLATIONS




---


### LoDuca Custom Tile inc.

Locally owned & operated

71 Mountainview Rd. N, Unit 5, 905-702-0247


- Bathroom Renovations • Ceramic Tile • Backsplashes
- Kitchens - Countertops • Entrances • Heated Flooring
- Hardwood Flooring • Carpet • Laminate Floors





# Outdoor Living with Unilock

Thinking about installing your own paver project this year?






Gardens



Do-It-Yourself this summer!

Visit us today for your FREE 2004 Unilock Outdoor Living Design Guide!



Visit us for your 2004 entry form!

Unilock offers FREE Do-It-Yourself SEMINARS

Call us for details.

Visit our Georgetown Location

287 Armstrong Avenue  
Local: 416-646-9000  
**1-800-UNILOCK**  
[www.unilock.com/gp](http://www.unilock.com/gp)

Visit our

Georgetown Location

287 Armstrong Avenue  
Local: 416-646-9000  
**1-800-UNILOCK**  
[www.unilock.com/gp](http://www.unilock.com/gp)