

# Home Lawn and Garden

If you have the right tools  
 Knowledgeable do-it-yourselfers  
 can easily install new drywall

**H**anging drywall, or wall board, can go smoothly and simply without hiring it out if you're a moderately skilled do-it-yourselfer armed with the right knowledge and the right tools.

The first step is to estimate the amount of material you need. Measure the square footage of the walls and ceiling and note the placement and size of windows and doorways. Then head to your lumber yard to select your drywall and get help determining the number of sheets you'll use.

Keep in mind, you have to account for waste that gets cut off and can't be used. Waste typically adds 15 per cent to your basic square foot total.

Drywall is heavy so have someone around to help you hang it and rent a drywall jack for holding and lifting.

Sheets come in various thicknesses (1/2" is probably the most common) and lengths (up to 16'). Sheets are typically four feet wide. The longer the sheet you can handle, the better because it means fewer seams.

But drywall is very heavy, so if you can, have someone around to help and count on renting a drywall jack for lifting and holding each sheet in place on the ceiling while you anchor it.

Cutting drywall is easy. First make your measurement, mark the sheet with a chalk line and score the paper with a sharp utility knife along the mark. Score along a metal straight edge or the factory edge of another piece of drywall. Then stand the sheet upright hori-

zontally, hold on both sides of the sheet and rap the back side of the sheet with your knee, snapping the board along the score.

Finish the cut by scoring the paper on the back side. Be sure to cut out for outlets, switches, light fixtures, and the like before fastening to the wall.

You can use nails or screws to fasten drywall to studs. Most professionals now use screws.

Rent an electric screw gun to do the job. The trick is to set the screw head just below the surface of the drywall. Too deep and you'll crush the drywall and weaken the holding power. Plus, the more dents and dings you create, the more work you'll have masking them later.


**H**ang ceiling sheets first, before walls. A drywall jack is nearly essential for this job, as is another set of hands. Butt sheets up tight, but don't worry about small gaps because you can cover them later.

Once the drywall is hung, the joints must be taped with drywall tape, and drywall compound, or mud, must be applied. Ask for specific application tips where you purchase but the general principle is to disguise all joints and seams by smoothing and feathering the mud and sanding when dry.

Be sure to stop by for your drywall tools and ask us for advice.

—Information supplied by  
 Adam's Rent-all

## Pump Up The Value



9000 Heat Pump



CALL NOW FOR A FREE  
 ESTIMATE!

### Comfortmaker 9000 Series High Efficiency Heat Pump

- \* Up To 12.05 SEER Efficiency!
- \* Up to 8.0 HSPF Heating Efficiency!
- \* 5 Year Limited Warranty On Compressor!
- \* 5 Year Limited Warranty On All Other Parts!

The Comfortmaker 9000 Series High Efficiency heat pump is one of the most sensible purchases you can make. The 9000 Series heat pump provides superior comfort all year long. Its impressive energy efficiencies could mean big savings on monthly utility bills!

Every high efficiency heat pump features dependable solid-state components, durable copper tubing and aluminum fins, and a totally enclosed motor for extra reliability and quiet operation.

Call today, and pump us for more information on a great heat pump!

**Comfortmaker**  
 Air Conditioning & Heating

### CHALMER'S ESSO FUELS

79 Mountainview Rd. N. Georgetown, Ont.  
 Local 877-5104



1-800-268-0194  
**Imperial Oil**

## GREEN SALE

**Husqvarna**  
**FOREST & GARDEN**

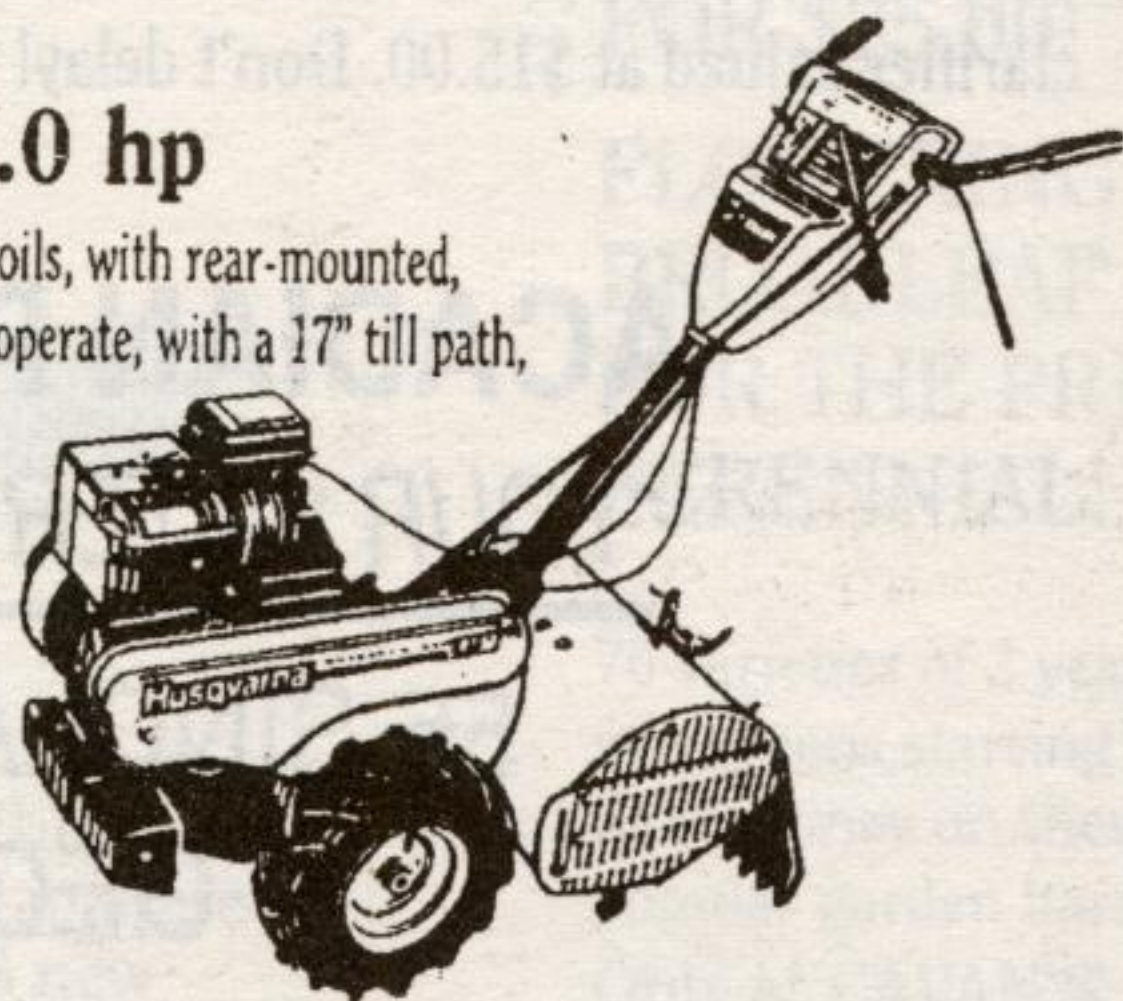


### HUSQVARNA 225L

Means more comfortable operation. Extremely lightweight and quiet, for commercial lawn and landscape use. Easy start, low vibration and loop handle make tough jobs easier.

### HUSQVARNA CRT50-5.0 hp

The CRT50 is strong enough to break new ground even in the toughest soils, with rear-mounted, counter-rotating tines. This tiller is incredibly well-balanced and easy to operate, with a 17" till path, power reverse, adjustable handles, and a 2-year warranty



### HUSQVARNA 51 MD

Our most powerful engine in a walk behind mulching lawnmower, the 5.5 hp B/S on this mower makes it an incredibly efficient mulcher. Yet, it also gives you the option of converting to side discharge for different mowing conditions. Compare to any on the market for durability and ease of use.



**G. COOPER EQUIPMENT RENTALS LIMITED**  
 RENTALS - SALES - SERVICE

247 ARMSTRONG AVE., UNIT 3 GEORGETOWN (905) 877-5521



**DUTCH NURSERIES  
 AND GARDEN CENTRE**  
 Huttonville, Ontario  
**905-457-4410**

## Flower Power

Brighten up your sitting area or front entrance  
 with an ornamental graft.

KNOWN AS STANDARDS OR ORNAMENTAL TREE

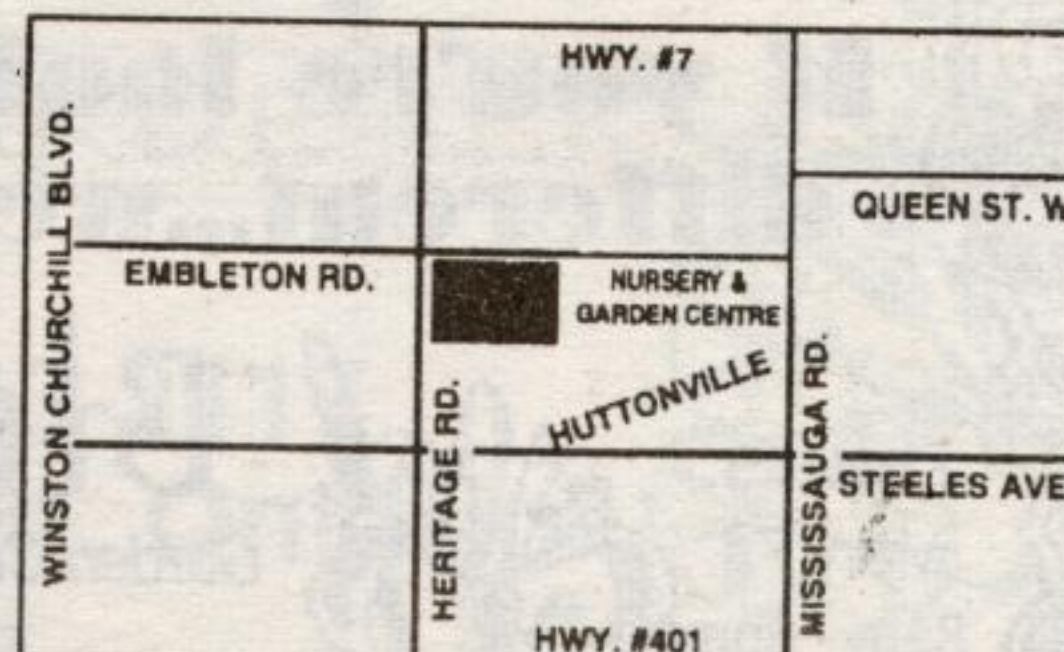
- |                                     |                        |
|-------------------------------------|------------------------|
| SANDCHERRY STANDARD                 | JAPANESE CHERRY        |
| HYDRANGEA STANDARD                  | SCHUBERT CHERRY        |
| CRANBERRY STANDARD                  | IVORY SILK LILAC       |
| ALMOND STANDARD                     | CRABAPPLES             |
| WEGELIA STANDARD 2 Varieties        | GINKGO                 |
| EUONYMUS 5 Varieties                | GLOBE MAPLE            |
| WEeping CRABS 2 Varieties           | HARLEQUIN MAPLE        |
| WEeping CARAGANA                    | ORNAMENTAL PEAR        |
| WEeping WALKER CARAGANA             | WEeping MOUNTAIN ASH   |
| WEeping MULBERRY Fruit or fruitless | PYRAMIDAL MOUNTAIN ASH |

AND MUCH, MUCH MORE

**P.S. 30% OFF LARGE MAPLES**  
 Ends May 9th.

**Extra Bushy PYRAMID CEDAR**  
 5-6 ft. & 6-7 ft.  
**INSTANT HEDGE**

Come In And Choose Yours Today.



DUTCH NURSERIES: Supplying area gardeners, landscapers and garden centres for 27 years. If you don't know us, you should!