


LX172 Lawn Tractor
w/No. 7 Utility Cart




LX172 Lawn Tractor

- ▲ 14-hp John Deere K-Series engine with full-pressure lubrication
- ▲ Easy shift-on-the-go 5-speed transmission
- ▲ Tight 20-inch turning radius
- ▲ 38-inch mowing deck
- ▲ Overhead valves provide more torque and better fuel economy
- ▲ Contoured seat offers excellent lower back support
- ▲ One-piece welded full-length frame



LX178 Lawn Tractor
w/Front Blade



TRS26 Walk-Behind Snow Blower

- ▲ 8-hp Tecumseh Snow King engine with cast-iron cylinder liners
- ▲ Variable-pitch 26-inch-wide, 12-inch-diameter auger system with serrated blade for maximum performance and packed snow chopping
- ▲ 4.10 x 5.6 inch "Blizzard" tires
- ▲ Electric start available



TRS26 Walk-Behind
Snow Blower
(shown w/optional Headlight)


(Don't you think \$140 off is a nicer incentive to buy a John Deere snowblower?)

Why wait for a snowstorm to think about buying a snowblower? Specially when you can save up to \$140 on a John Deere.

You can't find a stronger, more dependable machine to see you through winter and there are 9 models to choose from. We're even offering Electric Start Kits at incredibly reduced prices.

It really pays to think ahead doesn't it? So come in and visit us today.


**Finance Specials \$96.⁰⁰ Down Payment
No Interest, No Payment 'til 01 April '96!**



770 Compact
Utility Tractor
(shown with Turf Tires)

770 Compact Utility Tractor

- ▲ 24-hp, 3-cylinder engine, 20 PTO hp
- ▲ Engine side shields remove easily for servicing
- ▲ Transmission-driven or continuous live 540-rpm rear-PTO available
- ▲ Shift-on-the-go mechanical front-wheel-drive option
- ▲ Power steering is standard with continuous live PTO only



GATOR

GATOR 6x4

- ▲ 18-hp, 4-cycle John Deere K-Series engine
- ▲ 1200-lb. payload capacity, including 400 lbs. for operator and passenger
- ▲ Low ground pressure—even when fully loaded
- ▲ Continuously variable transmission—no shifting or clutching
- ▲ Low center of gravity design for stability
- ▲ User-friendly automotive-style controls
- ▲ Transportable by full-size pickup
- ▲ Independent front suspension
- ▲ Hydraulic dump available
- ▲ 1200-lb. towing capacity
- ▲ Heavy-duty transaxle and wet-disk brakes

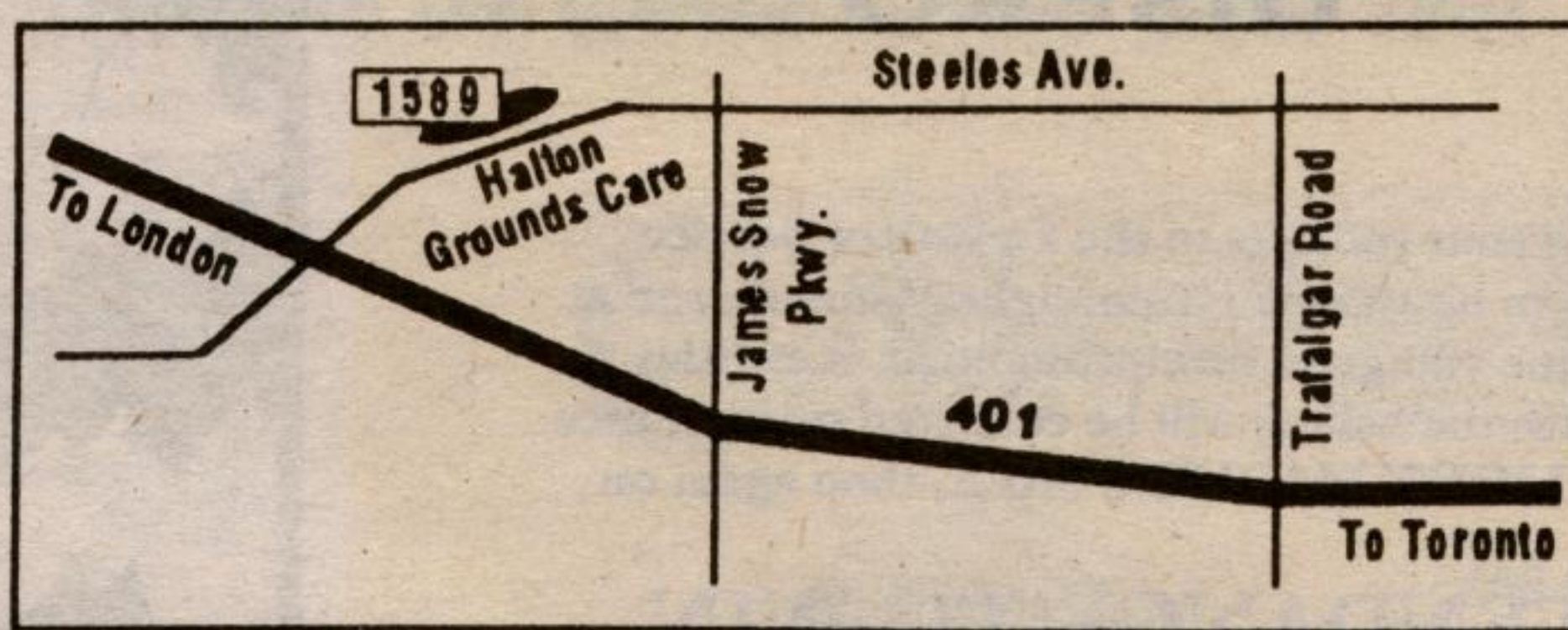
**NOTHING RUNS
LIKE A DEERE®**



SAVE!

**Fall Tune-Up Service Specials
Call For Details**

SAVE!



HALTON GROUNDS CARE EQUIPMENT
1589 Steeles Avenue East, Milton (905) 878-8121/2121