

It's time for yard work — but think safety first

Warm weekends are prime time for yard work and outdoor projects. To avoid turning tasks into turmoil, be sure to take a few extra moments to ensure the power tools you use are safe. CSA Group, a leader in electronic product testing and certification, offers tips to help ensure the safety of you and your family while doing yard work this weekend:

General Tips for Yard Maintenance

- Ensure products such as electric lawnmowers, barbecues, power tools, ladders, decorative lights, extension cords and safety apparel carry the mark of a recognized or accredited certification organization such as CSA Group.
- Protect yourself by wearing certified protective eyewear and footwear. Hearing protection should be worn when operating loud machinery, vehicles or tools.

Lawnmowers

- Before mowing, take the time to remove objects in your yard that may obstruct your mower or that could be flung by the rotating blades.
- Never clear an obstruction in a running mower. If the mower is electric, turn off the power and unplug the machine. If it's gas, turn off the power and make sure the engine isn't running and that all safety features have been activated.

Portable Power Tools

- Never use a power tool that has a cracked casing, loose parts or frayed cords. Ensure all safety guards are in place and in proper working order.
- Make sure the tool is turned off before it's plugged in or unplugged. Always unplug the tool before changing parts such as drill bits or cutting blades.
- Use only electric power tools that have either a three-prong plug or double insulation with a heavy enough



gauge (wire size) to handle the electricity load. Use an outlet with a ground fault circuit interrupter to protect against electric shock.

Extension Cords

- Check extension cords for wear and damage before each use. Discard any cords that are frayed or have damaged insulation.
 - Never connect more than one extension cord together. Instead, use a single cord that is long enough to reach from the outlet to an appliance or tool.
 - When working outside, only use cords clearly labeled for outdoor use.
 - Never run an electrical cord through a doorway or under a carpet. If a cord becomes hot when plugged in, discontinue use immediately and replace with a heavier gauge cord.
- More safety tips are available online at www.csasafetytips.com.

—www.newscanada.com

Interlock Revitalization...

- * Cleaning and Sealing for a "Like New Look"
- * Levelling and Repairs to Steps, Walls, Driveways and Patios
- * Polymeric Sand for a WEED FREE Driveway, Walkway or Patio

Call Today for Your
NO OBLIGATION ESTIMATE

1-800-467-2079
905-873-7773
www.dunroven.ca

DUNROVEN
LANDSCAPES



www.dunroven.ca

Pool Restoration Specialists

**Restore and Modernize
Your Old Pool**

DUNROVEN
LANDSCAPES


NIKKI'S
POOLS & SERVICE LTD.
POOL INSTALLATION • REPAIRS

- Coping • Decking • Stairs
- Lighting • Plumbing • Liners
- Leveling


Call Today for Your
NO OBLIGATION ESTIMATE
1-800-467-2079
905-873-7773

**Let us help
your garden
BLOOM!**

Mixed Hanging Baskets
Buy two 12" fibre pots
for **\$49.95 SAVE \$10**



10" Hanging Baskets
Reg. \$14.95
NOW \$9.95 'til Mother's Day



Soils, Mulch & Aggregates
Flowers * Shrubs & Trees
Landscape Design, Install & Maintenance



For 38 years... Serving You Best!

Taylor Nursery
www.taylornursery.ca

Plant trees & shrubs now!

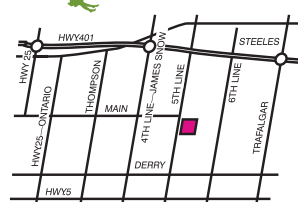
Ideal planting conditions for all your new trees and shrubs.

Add soil & add mulch to flower beds.

SALE! Ribbed cast iron urns
Reg. \$150 NOW \$75 ('til Mother's Day)

Check out all our Mother's Day sales on our website...

Escarpment Country™
TOURISM PARTNER
HORTICULTURAL TOURS ASSOCIATION
landscapeontario.com
Green for Life!



Certified Horticulturist on Staff

905.876.4100