

AVOID DETERIORATION which makes other roofing materials wear out in a few short years, with Rustic Shingle aluminum roofing.

Homeowners changing to metal roofs

Has your roof become a problem hanging over your head instead of a protector above your home and family?

Take a careful look at your home's roof. Chances are that you'll see signs of shingles curling, splitting, staining and even rotting. These are signs of the deterioration which composition, fiberglass, wood and tile shingles undergo from the moment that they're installed.

Needless to say, this deterioration is unattractive and decreases your home's value and beauty. Worse yet, these are tell-tale signs of serious wear which can lead to roof leaks and home damage.

Homeowners across the country are turning to metal roofing as an alternative which avoids this rapid

deterioration. An ideal choice is Rustic Shingle, an aluminum roofing system designed to provide the rich texture of hand-split wood shakes.

Rustic Shingle carries a 40-year limited warranty and is available in nine colours. The product features Glidden's three-step baked-on Ultralast finish for strong weatherability without deterioration.

Because this product is manufactured of aluminum, it reflects radiant heat, keeping homes naturally cooler in summer and warmer in winter.

Homeowners have reported total summer energy cost savings of 20 per cent and more after Rustic Shingle installation.

New type grill invented

In a major technological breakthrough, Modern Maid Company has developed an electric downdraft cooktop and grill which does not have to be vented outside of the house.

The development enables homeowners to place the electric downdraft cooktop and grill anywhere in the kitchen, or house, without running costly ductwork to the exterior.

In addition, it opens downdraft cooking and grilling to other segments of the population, including people living in high rise buildings, and residents of areas where outside venting is barred by law.

This Modern Maid cooking breakthrough was made possible through the development of a unique grilling element and filter system, and a technique to control more closely the smoke during the grilling of foods.

Replacing the costly ductwork to the outside is an exclusive easy-to-


install ductless filtering system, supplied with the unit, which fits in the cabinet under the cooktop.

What little smoke that is emitted is drawn down into the filter system under the cabinet, where a compact enclosure with a series of charcoal filters eliminates the remaining smoke, cleans the air, and recirculates the now cool air back into the room.

The charcoal filters are easy to replace and can be reactivated by placing in an oven at 350° F.

The 36-inch, decorator black downdraft cooktop is modular in concept, accepting interchangeable cartridges. In addition to the Teflon-coated grilling element, open coil, solid disk, black ceramic glass and griddle cartridges are also available. Two cartridges can be used simultaneously, fulfilling the needs of any cook.

All of the cartridges are dishwasher cleanable, and grease jars are not needed for the grilling cartridge.



INDOOR GRILLING WITHOUT OUTDOOR VENTING... Modern Maid has developed a downdraft cooktop which does not have to be vented to the outside of the house. The 36-inch cooktop is modular in concept, accepting interchangeable cartridges, and is dishwasher cleanable.

Tips on painting make it enjoyable

Do-it-yourselfers have a love/hate relationship with painting.

That's what a well-known paint manufacturer found when it surveyed consumers who do painting projects: Roughly half of the respondents said they "love to paint," and the remainder said they "hate to paint."

Whether you fall into one group or the other, painting is the most popular DIY project, according to a home repair survey conducted by the Good Housekeeping Institute.

The reasons for looking forward to your next painting project - or cringing when you see the exterior trim on your house begin to crack and peel - are many, but there are a few practical pointers that can help you achieve better painting performances, whether you enjoy painting or not.

The following is a collection of tips designed to overcome some of pesky painting challenges you all face during this spring home improvement season.

THE GREAT FRAME-UP

Is there an easy way to paint just the window frame and not the window? If you have the masking tape blues, try this:

Take a single newspaper sheet, wet it, and place it squarely on the glass overlapping the frame. Before the paper dries, use a utility knife to carefully cut the newspaper along the edge where the glass and frame meet, then paint.

When the paint and paper dry, remove the paper to reveal a clean, straight paint line and a clear window pane.

A GROOVY IDEA

The groove around the top of the paint can that helps secure the lid doubles as a paint collector. As you work, this "lip" fills with paint and overflows down the can sides onto the floor.

A drainage system will alleviate this mess and can be created simply by punching a few small holes in the can's rim, using a hammer and an awl or ice pick. The paint will then drain back into the can.

CUSTOMIZE YOUR PAINT

The surface you paint, and its environment, can require special coating performance features. Some of these can be achieved with paint additives that you mix into the paint

before applying it.

For example, if the north side of your house is susceptible to mildew growth, fungicide additives will fight the bacteria growth on these moist areas.

There are also paint insecticides and preservatives that help ward off wood infestation or rot. Other additives are designed to improve paint adhesion and flowing/levelling characteristics. Check your local paint store for these special items.

KNOW YOUR ENEMY

The need to repaint is often caused by moisture. If it's a metal surface, moisture will speed surface oxidation, or rust; if it's wood, moisture penetrates the paint film and enters the wood fibres.

Varying moisture levels in the wood lead to warping and cracking, which in turn can cause the paint to peel. Also, moisture in the wood creates a culture that enables bacteria to grow and rot its structure.


The key is to locate and seal any surface exposed to moisture, especially wood. A product that I highly recommend for wood surfaces is a new paint called Rust-Oleum Wood Saver. It has Teflon in it, which provides a superior moisture barrier that repels water before it penetrates the wood and begins causing damage.

GIVE STIFF BRISTLES THE BRUSH

Like most things, the cost of a good paint brush is going up. Here is a paint brush storage technique to extend brush life by keeping the bristles from hardening.

After you rinse the paint from the brush (using mineral spirits for oil-base and soap and warm water for latex paints), place the handle between the palms of your hands and rub them together vigorously for 30 seconds. This will spin the remaining liquid out of the brush and help it dry.

Then, lay a full newspaper page on the floor. Place the brush at the bottom left page. Turn the brush over, folding the paper with it to wrap the bristles tightly, and continue this process until the brush is completely "packaged" in the paper. A rubber band will keep it from unraveling and the bristles will stay flexible in storage.



30% OFF

Custom Mini Blinds, Verticals and Pleated Shades

HunterDouglas
Celebrity
Horizontal Blinds

Installed at
NO EXTRA COST



OSBORNE DECOR LTD.

509 GUELPH STREET
NORVAL, ONTARIO

CALL NOW 877-6086

HOME OF THE WEEK

BOB MORROW & SON CARPENTRY LTD.

KITCHENS & BATHROOMS

- Decks • Ceramics
- Drywall • Additions

- Doors and Windows

CUSTOM CARPENTRY
Lic. No. L103108

53A ARMSTRONG AVE.
GEORGETOWN, ONT. L7G 4S1
Bus: 873-0690 Res: 877-0413

KINGSWAY CONTRACTING

- Commercial • Industrial
- Residential


- New Construction
- Additions • Renovations

- Country Lots Available •

CALL

878-5222

For Early Spring Booking



• AUTO PROPANE •
RESIDENTIAL COMMERCIAL
& INDUSTRIAL

GUARANTEED SUPPLY
GUARANTEED 24 HOUR
SERVICE

MILTON 878-2318

GUELPH 822-7780

