



Greg Lubbers has started to rearrange the Howell Plumbing Supplies Limited showroom. One of the areas that is most important to the resale value of a house is the kitchen, Howell spokesmen say. (Herald photo)

Renovating adds value to your home

If you're looking to sell your house, fixing up the kitchen and bathroom is the main method of adding value to the home, Marty Glaude, of Howell Plumbing Supplies Limited, said.

He added the cost to fix these two areas is almost always for less than the difference in the resale value of the home.

While the business generally sells to industries the company does retail its supplies as well, Mr. Glaude said.

Howell originally opened in Streetsville and then moved to Norval. From Norval it moved to its present location on Armstrong Avenue because of a need for more space.

Mr. Glaude said although Howell serves many businesses in Halton Hills, most of its own business comes from Toronto and Mississauga.

The four-partnered business does almost all of its dealings in the southern Ontario area but on occasion has worked for the government and has sent supplies up to the North Pole, Mr. Glaude said. There was some

type of expedition up there, he explained.

Mr. Glaude has lived in Halton Hills for about 25 years. He said he was not really headed into the plumbing industry. When he started it was just a job, "I started sweeping floors."

The job has lasted for 16 years and is, for the most part, enjoyable, he said.

Greg Lubbers is another member of the company who wasn't really headed into the business but "I found out I really enjoy it."

Mr. Lubbers works in the showroom. Right now the showroom is undergoing modifications, Mr. Lubbers said.

During his three years of work at the company, Mr. Lubbers says he has noticed the employees at Howell treat customers with respect. "Instead of making people feel like idiots, we sit them down and talk to them," he said.

He added that the best suppliers in the business still need a good service department. It's the service that counts, Mr. Lubbers said.

Money-saving tip:

A little color revives old patio furniture

A recent survey by *House Beautiful* magazine indicated that consumers want design ideas that extend their living space beyond the walls of their homes.

And they reportedly are looking for more than dime store chaise lounges and folding chairs. They want color and comfort combined with interesting design. Many manufacturers have responded with trendy, expensive new outdoor furniture lines. Here are money-saving tips for using your creativity to make your own trendsetting outdoor furniture.

Start by examining your outdoor spaces to determine what you need. Consider space, use and color. Then hit your neighborhood garage sales in search of treasures: rusty wrought iron and metal patio furniture, from tables and chairs to love seats and benches; beat-up wood sun lounges and planters; and discolored sun dials or statues.

"The greatest thing about finding an old set of lawn furniture to refinish is that you can go crazy with color," says Scott Seman, product manager for spray paints at DAP Inc., makers of the DeRusto, Spray-N-Go, Tuff 'n Easy and Touch 'n Bone brands of spray paint.


Picture this: bright yellow wrought iron patio furniture cushioned in a black, white, yellow and green floral print. Or how about baby blue Adirondack chairs cradling puffy white cloud pillows?

Try your hand at these techniques:

- **Masking.** Create stripes, diamonds, nearly any straight-sided shape simply by using masking tape and paper to outline your design and protect the surfaces you want to be another color.

- **Antiquing.** The old technique of streaking stain over paint can get a new twist from two coats of spray paint. Create texture in the second coat by dragging a wire brush through the wet paint or blotting it with a dry sponge.

- **Stenciling.** Why should stenciling be only an indoors and country project featuring ducks and hearts? You can stencil



NEIGHBORHOOD GARAGE SALES are great places to go hunting for old outdoor furniture—metal or wood. "The greatest thing about refinishing an old set of lawn furniture is that you can go crazy with color," says Scott Seman, product manager for spray paints at DAP Inc.

geometric shapes or even a family insignia onto metal front porch chairs.

To speed up the job, use a quick dry enamel paint like DAP Spray-N-Go. These paints dry in as little as 10 minutes, allowing you to do the base coat and stencil coat in only about 30 minutes.

"The key is to have some fun with it,"

says Seman. "The bargain basement price you can get on furniture at garage sales is your license to experiment. All you need is masking tape and paper."

Seman has two final tips. Even when painting outside, protect the area beneath and around your work area—spray paint particles drift.

And you should not use metal furniture on a pressure-treated wood deck. "The metal that comes in contact with the wood can react with the chemical treatment, resulting in rust stains on your deck. Instead, opt for wood or plastic furniture to decorate your deck."

Spruce up that old deck

If you've spent the last few months planning a spring project to enhance your existing deck or build a new one, visit your home center and you'll find some new products to make the job easier.

One new product for sprucing up a new or old deck is outdoor millwork. These products are pressure-treated wood "finishing pieces," designed to add a touch of class to decks, gazebos, and other outdoor projects.

Among the outdoor millwork products available are turned spindles with handrails notched to hold the spindles. Also available are lattice panels, stair stringers, turned posts and fancy fence boards. One leading brand of outdoor millwork is Weyerhaeuser LifeWood.

Low-voltage lighting is a simple, inexpensive, and dramatic way to improve the "livability" of your outdoor space. And beyond the aesthetic benefits, outdoor lights extend the time you can be outdoors, while adding security and "curb appeal" to a home.

New lighting products from Toro this spring include the Woodlights line of redwood outdoor lighting fixtures in three contemporary designs: the Path Light, Post Light and Deck Light.

Beyond new products that enhance the appearance of your outdoor building projects, other new offerings make it easier for you to build quality into them.

To assure your deck and other outdoor wood projects will last a long time, DAP


has introduced Premium Woodlife, the first one-coat clear wood preservative and water repellent. Premium Woodlife provides deep penetrating protection against termites, ultraviolet light, mildew stains, decay, rot and fungal stain, and water damage.

Finally, when you're undertaking a big outdoor building project, you can avoid frustration and save time by using good-quality tools.

For quick and easy holes in steel and aluminum, do-it-yourselfers now can use Irwin's new Hanson line of titanium nitride-coated bits. These gold-colored bits stay sharper longer and can be used at higher cutting speeds so more holes can be drilled in a given period.

Let Our Results Speak For Themselves

BEFORE AFTER



SELECTION OF COLOURS - FREE ESTIMATES


Your Experts In:

- Siding
- Soffit & Fascia
- Seamless Eavestrough
- Storm Doors
- Storm Windows

RA Boucher & Sons Aluminum Ltd.

R.R. 2, Conc. 8
GEORGETOWN

877-8830



Beam in on Beam Built-in Vacuums



Don't lug a vacuum. Plug in a Beam.®

- **Imagine** cleaning your home just by plugging in a lightweight hose...and never again dragging an old-fashioned vacuum behind you.

- **Imagine** one so durable, it's the last vacuum you'll ever buy!

Stop imagining!

HALTALARM

Systems Inc.

• Alarm Systems • Intercom Systems
• Vacuum Systems

Our Customers Are Our Best Advertising!

BEAM

CANADA'S BEST-SELLING BUILT-IN VACUUM

(Ask for details of the Beam 5-Star Guarantee)
* See participating authorized Beam retailer for details

© Beam of Canada Inc. 1989

265 Guelph Street
Georgetown, Ontario

873-2500