


## CONCRETE ADVICE

# How to Install Solid Posts and Poles.



The most secure way to anchor a post in the ground is to use concrete. Your fence will stand straight longer, flagpoles and clothesline umbrellas will resist toppling. You can also use concrete to anchor backyard play equipment such as swingsets, slides and monkey bars. They become tip-proof and therefore safer and more fun for the children to play on.

**1 Digging the hole:** You should follow the outdoor equipment manufacturers suggestions for the size of hole required. The diameter of the hole should provide enough clearance all around the post or pole for pouring concrete. The buried ends of steel or aluminum posts should be coated with bituminous paint to prevent corrosion.

The most common fence post used in Canada is a 4 inch by 4 inch wooden post. It is recommended that you purchase posts that are pretreated with a preservative to prevent rotting or coat them yourself. Hand augers normally dig holes 6 inches in diameter whereas power augers dig 8 inch diameter holes which are better (and a lot easier on you).

The hole should be deep enough to allow 1/3 of the length of the post to be encased. This depth of hole generally does not go below the frost line so the bottom of the hole should be flared out a few inches into a bell shape (see illustration) so that the frost is less likely to heave the post.

**2 Installing the fence post:** Place 6 inches of crushed stone or gravel in the bottom of each hole to allow for drainage and prevent rotting. To align the wood post set two stakes next to the hole and fasten a one inch brace to each stake with a single nail. Set the post in the hole, get it vertical with a level and nail the braces to the post (see illustration).

Mix 2 bags of Sakrete® Concrete Mix for each hole. This is a blended concrete mix in a bag and is available from your local building supplies retailer. Using a rod or stick, force the concrete down and around the post in succeeding 10 cm (12") to 15 cm (15") layers. Proceed until the hole is filled.

**3 Finishing the job:** Mound the concrete up around the post to about 5 cm (2") above ground level and slope the top down towards the ground. Allow the concrete to strengthen for a day or two before removing the braces and attaching fencing. Keep the concrete damp during this period.

For further information on this and other projects visit the "Concrete Centre" at your local building supplies retailer where you will find the information and products you will need.

**NRS**

NATIONAL REAL ESTATE SERVICE

**BRAND REALTY INC.**

45 Mountainview Rd. North., Georgetown

\*\*\*\*\*

"Experienced, Knowledgeable service in a Business-Like Way"



**DON SARGENT**  
Associate Broker  
BUSINESS  
873-0300  
RESIDENCE  
838-2813



### VILLAGE SETTING

New listing on approximately one acre in Glen Williams. Three bedrooms, two storey home with main floor family room, large bright kitchen, modern two storey workshop. Early possession available. Asking \$229,000. For details call

Don Sargent at 873-0300

# Like the homeowners below, You Could PLAN Your SUMMER Move NOW

LET BILL OR ANDY SHOW YOU HOW EASY IT IS TO MOVE TO YOUR DREAM HOME

(Not Intended To Solicit Homes Already Listed For Sale)




### GLEN WILLIAMS INVESTMENT OR INCOME PROPERTY

Duplex sold as one unit for the discerning buyer. New siding, new windows, separate garage, large lot. Call Bill McKeown or Andy King, Sales Reps. 94-88




**BILL McKEOWN**  
Sales Rep.  
873-2437  
457-9788



### CALEDON BEAUTY

1850 sq. ft. bungalow, 4 miles east of Caledon Village. Sunken living room/cathedral ceilings. Custom built 1 year old with magnificent view of Caledon. Offered at \$274,900.00. Call Bill or Andy for personal viewing. 75-88



### SAUBLE BEACH GETAWAY

Sporting goods business and 3 bedroom residence. A chance to enjoy a good life. Only \$159,900.00 plus stock. 15-88



**ANDY KING**  
Sales Rep.  
873-1056  
457-9788



**RE/STAR**  
**MARLATT REALTY GROUP INC.**  
NETWORK OF THE STARS ★ MEMBER REALTOR