

Moving with house plants

— A lot of tender loving care has gone into making your house plants a part of the family. Now that moving time has come, you will want to give them every special attention they require to ensure their successful relocation.

Generally speaking, plants may be relocated by air, car, moving van or special plant service. The principal consideration in determining the mode of transportation used will likely be distance, although cost and time may be influential factors.

In order to protect your plants while in transit, incorporate the tips listed below into your planning.

Four to five weeks before the move, start collecting packing material. It should include: boxes of different sizes, plastic utility bags, newsprint for wrapping, burlap, large felt markers, bug/pest strips (to treat plants against parasites), masking tape and twine, scissors and stapler, styrofoam or bubblewrap (to cushion plants), and unbreakable plastic containers.

Two to three days prior to moving, prepare the packing boxes by lining them with plastic bags. As well, cut out several holes — the size of a quarter approximately — in the lids and sides of the cartons and liners. This is absolutely essential to


ensure good ventilation and avoid excessive moisture build-up. Also, with a felt marker, print on the cartons "This Side Up" and "Plants — Fragile".


The day before moving, water your plants in the morning. As late as possible during the day, start the packing of the plants. If some plants are to be removed from their containers for the trip, pack the pots in a separate box. Place some damp sterile mix around the root-balls if the soil is loose, then wrap tightly in damp newsprint. Wrap again in dry newsprint and tape in place. If your plants will make the journey in clay pots, wrap each pot in damp newspaper. For plastic containers, use dry newspaper. Then place each potted plant in a funnel-shaped sleeve and into the carton. For maximum stability, pack the cushioned pots close together. And lastly, keep all the plant boxes in one place for the night and do not close the lid.

On moving day, place damp newspaper loosely around the tops of the plants. Close the lids and fasten loosely with twine.


By incorporating these tips into your planning, you will minimize or all together eliminate damage done to your plants.








We work together for you
Halton Hills
— Milton Areas




BARBARA GLENN
Milton - 876-1156
Res.: 1-519-853-0923

ALEX GLENN
Georgetown - 877-5296
Res.: 1-519-853-0923




GORGEOUS

Built 1837. 3 bedroom semi, finished to perfection. European style kitchen with oak & bay window. Two full 4-piece bathrooms. Beautiful rec room with built-in fireplace. Includes all venetians and verticals. \$137,500. 7367




35 ACRE HORSE FARM


Barn set up with 22 stalls, indoor exercise, water, hydro & 11 paddocks. Located just south of Orton. Please call for appointment 877-5296 or home (519) 853-0923. Ask for Alex Glenn. 8008



6 1/4 ACRES


Brick ranch bungalow, 1600 square feet. All spacious rooms, full basement with walkout. Home needs a good handyman. Asking \$209,900. Call Alex Glenn for appointment 877-5296 or home (519) 853-0923. 8008





328 GUELPH ST., GEORGETOWN

877-5296



BEATRICE KECK
Res. 853-0100

MARVYN MORGAN
Res. 877-8686


SCHOOLS IN THE 1850's

The "common school" (as public school was then known) started in the 1830's. In 1842, the school was in a Tavern with the Tavern Keeper as Teacher. However, the school eventually was taught in 2 rooms at 64 Main St. South and in 1852 The School Board (Section 10) bought the Temperance Hall (next to where the ambulance station is now) on Guelph St. and classes were held in the basement.

Around 1844, Morris Kennedy offered the teacher a room in his house, and the Cabinet Maker made a bed and chair for the teacher so their children were educated free of charge. Otherwise, the students were charged a teaching fee.


In 1869 the school moved to Chapel Street.

Many thanks to Mark Rows, whose help was much appreciated for the series on schools. Also Elaine Bertrand, Walter Lewis and the students of Centennial School for the use of their book "A Peek into Georgetown's Past". We appreciated Mrs. Conn's comments this week and would love to hear from you.




FOR THE EXECUTIVE \$199,900

This 3 bedroom home has everything you are looking for. Master has 4 pc. ensuite, large walk-in closet, beautiful view with fireplace, walk thru laundry room, etc. The many features to mention. For more information call Beatrice Keck, Sales Rep. 877-5296. 9923



GOODBYE

Happy home owners to make another better their home. Are you ready for your spring move? If so, give me a call. Marvyn Morgan Sales Rep. 877-5296. 7342



FANTASTIC VALUE \$137,900

For this beautiful 3 bedroom home with oak in kitchen, finished rec room, bar, walkout from dining room to fenced backyard. Beatrice Keck, Sales Rep. 877-5296. 7397

DEMAND THE BEST

Call us now if you plan to buy or sell this year. Property evaluations given without cost or obligation.

