

For improved function, looks...

Easy faucet replacement is do-it-yourselfer's dream

Replacing old, worn-out faucets can solve leaky problems while adding a refreshing new look to a kitchen, bath or wet bar. And quick, tool-free installation makes it easier than ever for the do-it-yourselfer.

Most homeowners are surprised at how fast and simple it is to install new faucets. The most difficult step in replacing a faucet is removing the old one — in

fact, with many new faucets, removing the old faucet may be the only step that requires tools.

Instead of complicated old-style fixtures that require solder, flux, gas torches, primers and solvents, manufacturers have designed modular replacement parts that connect easily to the existing plumbing system.

U.S. Brass, one of the leading manu-

facturers of homeowner-installed faucets, offers a free 24-page booklet that illustrates each step in replacing worn faucets with new, washerless AquaLine® models.

Fashionable finishes (polished brass, antique brass, chrome and chrome-and-brass combinations), and a wide range of body designs and handle options provide faucets to suit any decor.

Many AquaLine faucets are packaged with extra twist-in handles in woodgrain or crystal, to change looks quickly and easily.

But it's the hidden features that discriminating do-it-yourselfers seek when selecting new kitchen, bath, lavatory, bar or laundry room faucets. No matter how stylish the look, homeowners demand smooth, easy operation.

The following shopping tips should help to identify a good quality replacement faucet:

- Look for a warranty that demonstrates the manufacturer's confidence in the faucet. It should cover all parts as well as the finish. There should also be an indication of the design features built into the faucet to help prevent leakage from both the spout and the handle.


- Look for faucets with washerless design. This is the fastest growing segment of the faucet market, and for good reason — the one-piece controls used in these models can be replaced easily and reduce overall maintenance problems.

- Make sure that the necessary instructions for installation are included in the package. The AquaLine faucets at your local hardware store or home center feature the complete Instruction Manual in each package.

While installing new faucets for function and looks, homeowners often spot old, corroded water supply lines, shutoff valves and fittings.

Experts at U.S. Brass say it's often wise to use new faucets as a reason to examine the overall water supply system for evidence of damage.

Simple, step-by-step instructions for the most common plumbing repairs are included in the AquaLine Instruction Manual.



LOOK FOR NEW FAUCETS that offer "tool-free" installation.

ADD YEARS TO THE LIFE OF YOUR HOME

If you're like most Americans, your home is your biggest investment. Therefore, it's important that you protect it. So, this fall, don't forget to think about seasonal maintenance.

To aid you in these efforts, the CertainTeed Home Institute offers the following checklist:

- Check your roof for signs of excessive wear. Inspect and patch any leaks to avoid snow and ice buildup under shingles.
- Check your attic insulation. If it is not up to today's energy standards for your geographic region, consider adding CertainTeed fiber glass batts or rolls.
- Remove screens and install storm windows.
 - Insulate your crawl space.
 - Check for cracks or broken masonry around your chimney.
 - Caulk all cracks around windows and doors.
 - Wrap ducts and pipes in unheated spaces with any insulation you have left over from other projects.
 - Inspect the chimney and vent pipes to see if they are in working condition.
 - Shut off outside water faucets and pipes to prevent freezing and broken pipes.
 - Check the heating filter at least once a month. Dirty filters are a major cause of heat loss and unnecessary service calls.

Artisan
windows & doors limited

Call Us Today For:


CUSTOM & STANDARD
Windows
Doors
Solariums
Skylights

Yes - We Install

5th Line and Halton Rd. 43

LIMEHOUSE

877-5413



Patio doors bring the natural beauty of the outdoors inside

There's nothing like patio doors to bring the beauty of the outdoors indoors. They provide the most convenient way to make the outdoors a visual extension of a room.

Most common configuration

The most common patio door has one stationary panel and one operating panel. The operating panel can either slide or swing open and shut.

Well-made patio doors have a wood frame because wood is a natural insulator, says the National Wood Window & Door Association.

Two other requirements of a well-made patio door are factory-applied

weatherstripping and double glazing. Weatherstripping prevents energy loss around the frame, while double glazing reduces heat loss through the glass area.

Wood patio doors are available at local lumber yards, home centers and building supply stores. They come in six, eight, nine and 12-foot widths. Many have a protective exterior cladding that virtually eliminates the need for painting.

Most homeowners can install a patio door using ordinary carpentry tools. It usually takes two days to complete the installation...the first to prepare the wall opening and the second to complete the job.

A little glue will do the trick

Did something catch your wallcovering, pulling apart a seam? Or did the heat and humidity in your kitchen work a seam loose in spots?

Apply a little Elmer's Wallcovering Repair Adhesive to both sides of the break, spreading it smoothly and evenly.

(Use a small piece of cardboard, a tongue depressor or a scrap of thin wood, if necessary.)

For heavier or excessively "curled" wallcoverings, let dry, propping sides apart; when adhesive turns clear, press two pieces together.

INTELLIGENT ROOFING CHOICE

The intelligent homeowner weighs several factors before choosing his home's roofing. After all, the part of the home most vulnerable to the weather is the roof.

Rustic Shingle aluminum roofing, with proven experience since 1959, is the ultimate roofing product in terms of aesthetics, life expectancy, energy efficiency, safety and security.


MOULDINGS FRAME ART

Prints, lithographs, tapestries, paintings, even mirrors — all look better when properly framed. But many people are hesitant because of the high cost of custom framing.

Practical alternative

The Wood Moulding and Millwork Producers Association offers an alternative: Make your own picture frames.

Offer expires November 29/86



Buy any of the following new

Stihl chain saws:

Stihl 011 AVEQ, 024 Super, 028 Wood Boss, 028 Super, 034 AVEQ, 038 Magnum, 039 Farm Boss and 058 Magnum. 15', 18' and 21' bars only.

GET THIS FREE!

\$50 VALUE STIHL PRO-CUTTER'S KIT,

- Extra Stihl Odomatic® replacement chain loop
- Stihl 2-cycle engine oil mix
- Spare spark plug
- Stihl screwdriver
- Stihl wedge
- Stihl Chain Saw Safety Manual
- Stihl multi-purpose wrench (included with all Stihl chain saws)



AVAILABLE NOW AT:



G. COOPER EQUIPMENT

RENTALS LTD. 848-3374

877-8521