




# Super

## Be Wise



### Spruce Dimensional Lumber

Make Buildall your choice for all your lumber needs.

# 162

2" x 4" x 8'

1" x 2" **05** ¢  
lin. ft.

1" x 3" **08** ¢  
lin. ft.

2" x 2" **11** ¢  
lin. ft.

2" x 3" **17½** ¢  
lin. ft.

**4' x 8' PLYWOOD**

6 mm (replaces ¼") **15<sup>49</sup>** sheet

11 mm (replaces ½") **22<sup>99</sup>** sheet  
17mm (replaces ¾") **28<sup>99</sup>** sheet

For indoor or outdoor projects use fir plywood. Sanded, good one side, waterproof glue.

**4' x 8' x 1/16" PARTICLE BOARD**

**13<sup>95</sup>** sheet


Ideal for shelving or cabinet work. An economical plywood substitute for do-it-yourself projects.



**JOINT COMPOUND**

**5<sup>79</sup>** each

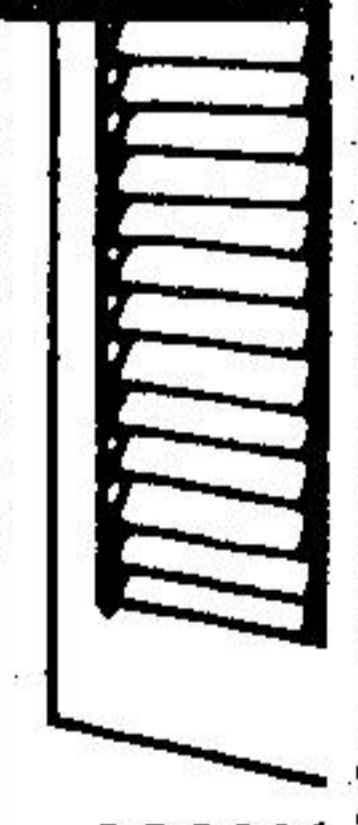
Ready to use Drywall compound. For taping and finishing gypsum wallboard panels. 27 kg. pail.



**CGC GYPSUM WALLBOARD**

**4<sup>49</sup>** 4' x 8' x 5/8" sheet

An economical fire resistant wall panel to improve old walls and ceilings or build new ones. Gypsum wallboard will take wallpaper or paint.



**MAHO FULL LOUVERED BIFOLD**  
24" wide

**51**

In place of a full install a maho louvered door or stain and drilled with 1 1/4" thick - OTHER SIZES AT SIMILAR

**All Prices Cash & Carry Delivery Available**