
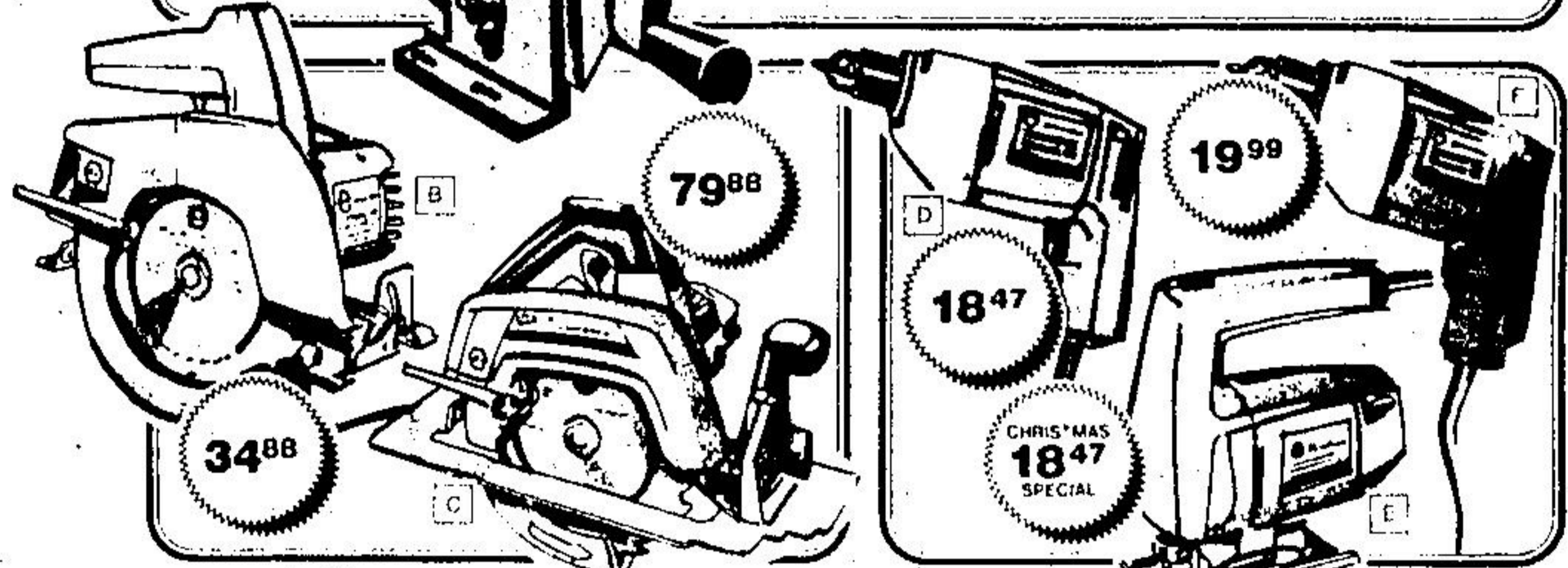


HANDYMAN

Christmas Sale

A 629 BLACK & DECKER TABLE-TOP WORKMATE.
New! Ideal for apartment dwellers, crafters and hobbyists. Does everything the other Workmates do, and its tilting work surface turns it into a drafting or drawing board. 12" vising capacity, accepts all Workmate accessories. Attaches easily to any flat surface. Weighs just 13 lb. **CHRISTMAS SPECIAL! 29.99**



B 630 BLACK & DECKER 7-1/4" CIRCULAR SAW. Outstanding value at this low price! Easy bevel and depth adjustments, clear cutting line, extra-wide blade guard for safety. 7-1/4" combination blade included. **34.88**

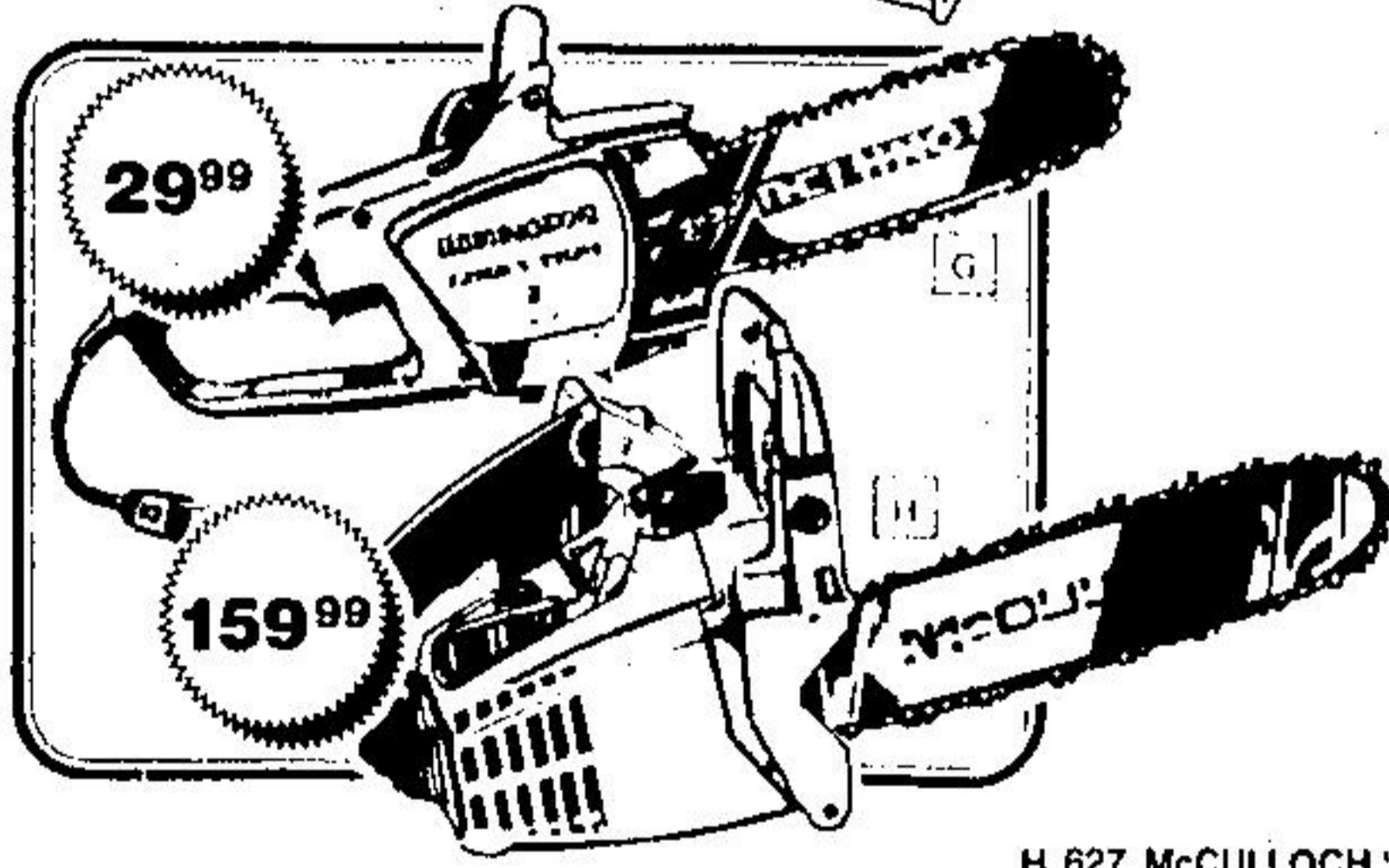
C 631 BLACK & DECKER COMMERCIAL DUTY 7-1/4" SAW. Husky motor makes light work of big jobs. Ball and roller-bearing equipped for long life, wrap-around shoe for firm support. Auxiliary knob provides added control. Accurate line level settings. **79.88**

D 633 BLACK & DECKER 3/8" DRILL. Single speed general-purpose drill is ideal for most homeowner and workshop use. Drives most accessories and attachments. **18.47**

E 637 BLACK & DECKER JIG-SAW. Makes straight, curved and scroll cuts in wood, metal, plastic and other materials. Double-insulated housing. Wood-tilting blade included. **CHRISTMAS SPECIAL! 18.99**

F 638 BLACK & DECKER TWO-SPEED JIG SAW. (Not illustrated.) Calibrated tilting shoe, detachable cord for extra convenience. Woodcutting blade included. **23.88**

F 634 BLACK & DECKER 3/8" VARIABLE-SPEED DRILL. Versatile, high-performance tool drills ceramics, plastics, wood or metals without using a centre punch to start. Drives accessories for polishing, buffing, grinding and wire-wheel brushing. 0-2500 rpm. 3 amps. **22.99**



G 626 REMINGTON 8" 'LIMB 'N' TRIM' ELECTRIC CHAIN SAW. Weighs just 4-1/2 lb., yet delivers real cutting performance for limbing, trimming and cutting trees or firewood up to 16" thick. 1-1/4 h.p. double-insulated motor, manual chain oiler. **29.99**

H 627 McCULLOCH "MAC 310" 16" CHAIN SAW. New! Feature-packed for performance and safety! Wrap-around chain brake/hand guard, solid-state ignition for easiest/quiet starting. Automatic and manual oiling, efficient muffler shield. **159.99**

627A McCULLOCH CHAIN SAW 320
With self-sharpening chain. **179.99**

GEORGETOWN - 8 James St.
PHONE 877-2207
Mon. - Thurs. 8:00 A.M. - 6:00 P.M.
Fri. 8:00 A.M. - 9:00 P.M. Sat. 8:00 A.M. - 5:00 P.M.

ACTON - 12 Church St.
PHONE 853-1660
Mon. - Thurs. 8:00 A.M. - 6:00 P.M.
Fri. 8:00 A.M. - 9:00 P.M. Sat. 8:00 A.M. - 5:00 P.M.

DELIVERY AVAILABLE

MACKENZIE BUILD-A-CARD
Master Charge
CHARGE X

MACKENZIE BUILDALL
ASSOCIATE STORE