

YOUR HOME



Your lifestyle and the atmosphere you wish to create in your home are key considerations when deciding to buy furniture. If a piece of furniture does not suit your way of life, it's not a good buy at any price.

BUY FURNITURE TO FIT FAMILY NEEDS

You'll get more for your furniture dollar if you know "how to shop". Sensible shopping begins at home.

In buying furniture, your first consideration should be the needs of the people who will be living with it. When a piece of furniture does not suit your way of life, it's not a good buy at any price.

Once you have decided your room needs sprucing up, try to look objectively at the way you live. Decide what mood you want to create. This will help guide you in the selection of a furniture style that fits your family. Do you want the coun-

try/casual look, the stark contemporary look or the more formal traditional style?

Are muddy puppy paws and children's jelly sandwiches part of your home scene? Or are your children grown up and your life style more formal? How frequently do you entertain — and how many? All of these factors should be part of your furniture shopping consideration.

Once you have an idea of what kind of furniture you want, take a long look at where you're going to put it. It's a good idea to make a floor plan of your room. A copy of "The Practical Way to Plan Your

Room" can be obtained from the Trillium Awards Centre, Box 85, 6900 Airport Road, Mississauga, Ontario, L4V 1E8.

Lack of measurements or inaccurate measurements lead to buying mistakes. When shopping take along your measuring tape and a list of minimum and maximum measurements for each piece you're considering.

In furniture arrangement today the important considerations are comfort and convenience. There aren't any rigid rules to inhibit you. Just remember things like windows, heat ducts and radiators which set certain limitations. Direct sun-

light can lead to color fading on upholstered furniture or bleaching and drying out of wooden furniture.

Just about any piece of furniture in any style you choose will be available in most price ranges. It's up to you to determine the price that's right for your budget. The next step is to compare the quality of the merchandise available at that price and select what offers the most in relation to your needs.

The Trillium Award is presented to Canadian furniture manufacturers for achievements

in design, production and marketing. Trillium Award winners represent value for your furniture dollar. If they are within your budget and style preferences, you have the endorsement of knowledgeable people in the industry that Trillium represents quality and value.

The next step is to decide where to shop. Decide what kind of service you expect from the store you choose. Will you want help from a staff interior designer? Will you want the furniture delivered? Will you want

to be assured that the store will stand behind what it sells? Make a check list of what you expect from the store where you do business and then begin reading the ads of all the stores in your area.

Shopping by advertising is a good beginning as you can get an idea of the store's prices compared to your budget. When a store whose reputation you know and respect has a sale, it generally means you will get better value.

If you have any questions on furniture, please send your letter along with a self-addressed stamped envelope to the Trillium Award Centre for Furniture, P.O. Box 85, 6900 Airport Road, Mississauga, Ontario, L4V 1E8.

Turn old boxes into beautiful organizers



IT'S CLOSET ORGANIZING TIME... and what a beautiful way to do it! Dress up old boxes with inexpensive fabric — even mix and match prints and solids — and finish off with pretty ribbons and lace. Do it all with trusty Elmer's Glue-All... then sit back and enjoy closet accessories a queen would envy. With such pretty helpers, who wouldn't get organized — and stay that way!

Are you a box-lover? If you're one of those people who can't bear to throw out a good box because someday it might come in handy — this is for you.

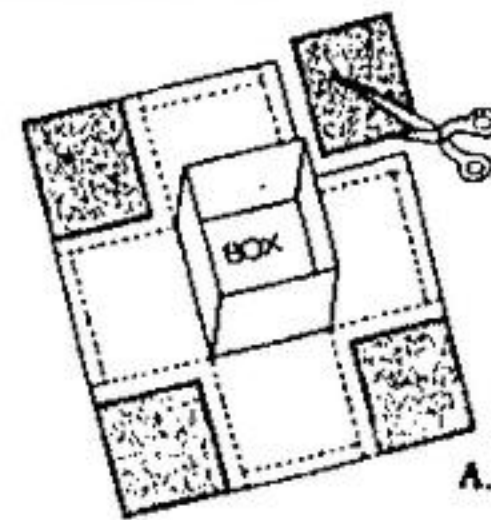
Picture all those assorted dress boxes, hat boxes, shoe boxes and what-not boxes languishing in your closet right now. And now picture them as a matched set... they'd look like custom-made closet organizers, the kind you'd pay a small fortune for in a store.

To turn them into elegant closet accessories, all you need to do is cover them with pretty fabric (even inexpensive dress goods could be elegant), and add trimmings or ribbon and lace.

It takes no special talent, no fancy cutting — just a little time and that old stand-by, Elmer's Glue-All.

Here's how:

1. Lay out fabric, face down.
2. Position box on it in a way that leaves enough fabric to bring up over all sides, allowing for 1" turn-ins at all sides. Mark position. Cut off excess fabric. (See diagram A.) Shaded areas show fabric to be cut off.

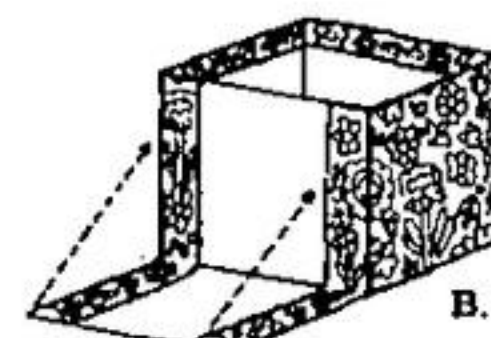


A.

3. Apply Elmer's Glue-All around edges of box base. Re-place box on fabric.

4. Bring fabric up on two opposite sides of box. Turn over top edges and glue. Smooth fabric as you go.

5. Bring 1" turn-ins around remaining two sides of box, and glue. Also glue along fabric edges, forming hems. Then turn fabric up over sides of box, and glue as before. (See diagram B.)



B.

Hint: For outside boxes, or round ones, use separate fabric pieces for bottom and sides. First do sides, wrapping a length of fabric around box.

Fabric should be 2" wider than needed — 1" to turn under top edge, the other 1" to turn under bottom. When this is glued, trace bottom, cut a

separate piece of fabric to fit and glue in place. Glued-down fabric edges won't fray, so there's no need to turn under.

Hint: To line boxes, it's easier to work on cardboard cut to fit loosely on each side and bottom. Cover the cardboard, then glue in the box.

Hint: Instead of lining, start by spray-painting the insides. Use a fast-drying paint like Krylon and spray two coats to get a lustrous and sturdy finish.

The Finest in VHF, UHF, FM, Antennas, Rotors

Towers
82-Channel
Color Heads
Aerial Converters
Amplifier Systems
PROVEN DELHI &
CHANNEL MASTER
BRAND NAMES
Complete
AERIAL KITS
customized to you
needs
SAVE
Up to \$80.

On installation when you buy your new TV and antenna package here.

Milliere
SALES and
TV SERVICE
14 Wesleyan St.
Since 1953

BUY ANY GAS RANGE FROM US

Here's One...
ENTERPRISE
24" Deluxe
Range Model #72 X AIK
\$449.95

- delay-cook-off oven control
- timed appliance outlet
- continuous clean oven
- digital clock

AND YOU COULD
Get Lucky
AND WIN
YOUR MONEY BACK.

Still 4 chances left in Southwestern Ontario. Final draw, October 30th.



GEORGETOWN
56 Main St.

Full contest rules are available at any Union Gas appliance centre.

"Your Complete Bedding Shop"

MR. SLEEP LTD. PRESENTS PRE-OPENING SPECIALS

at 252 Queen St. East (Eastown Plaza) Brampton 456-0304

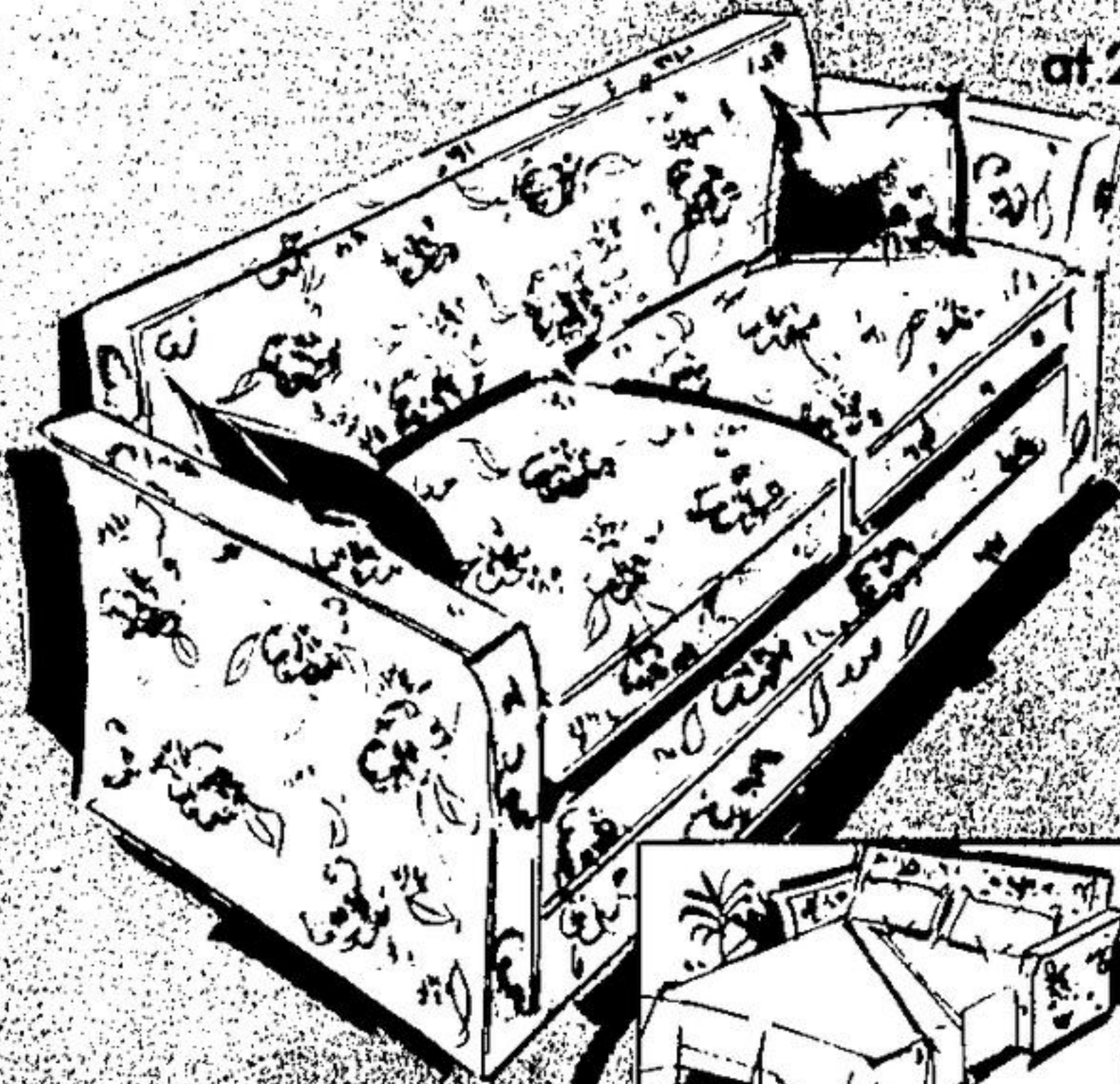
3 DAYS ONLY

Exceptional Values on all **BED CHESTERFIELDS** Elegant sofa by day comfortable bed by night

FEATURING:

- KING KOIL
- SEALY
- BRAEMORE

Largest selection in Brampton area.



KING KOIL by Bedford QUEEN SIZE BOX SPRING & MATTRESS NOW ONLY

189⁹⁵

BOTH PIECES CASH & CARRY

KING KOIL BOX SPRING & MATTRESS DOUBLE BED SIZE NOW ONLY

109⁹⁵

BOTH PIECES CASH & CARRY

KING KOIL 39" MATTRESS SUPER SPECIAL NOW ONLY

49⁹⁵

CASH & CARRY

WORLD FAMOUS

IN STOCK FOR IMMEDIATE DELIVERY **SEALY POSTUREPEDIC**

BOX SPRING & MATTRESS

MR. SLEEP LTD.

252 QUEEN ST. EAST BRAMPTON

456-0304 or 456-0305



Plenty of Free Parking
Free Delivery (on all regular merchandise)
Terms Available