



BEAVER

Build Your Home With Beaver



LUCKY CONWAY, 4 had a lot to tell Santa Claus who came to M.Z. Bennett school to see if the kids were behaving themselves. Ricky assured Santa that he was a very good boy.

Chess mess

BY THE DOUBLED PAWNS
Our feature close-up this week centres around the two-time winner of the GDHS championship Steven MacLeod.

Steve has played in ten major tournaments around Toronto and has been in the prize money three times. The following interview was conducted with Steve at his house.

DP: When did you learn how to play chess?
SM: I learned the moves about ten years ago.

DP: In regards to Georgetown players would you rank yourself in the top three?
SM: How am I going to say this, I have the highest rating if that means anything.

DP: In acquainting yourself with the game of chess, what techniques did you use?
SM: I played as often as I could, and did a lot of reading.

DP: What openings do you consider the strongest?
SM: I like the King's Gambit for white I've won every game I've played with it, and for black I like the Sicilian and Petroff's defenses.

DP: Which tournament do you consider your most memorable?
SM: I would say the 1976 Toronto Open because it's there when I achieved my best score.

DP: In your opinion, who is the world's best player?
SM: I would say Fischer. I think he would have beaten Karpov had he played him.

DP: What board did you play on the Sr. team and what was your record?
SM: I played board 1 and I had 9 wins and 1 draw.

DP: Where would you rate yourself in regards to the CFC system?
SM: My current rating is 1461 but I expect that to go at least 60 points higher as a result of my recent tournament play.

DP: What's your playing style?
SM: I like to play fairly aggressively, and I don't mind giving up a pawn or two for an attack.

DP: Who do you find harder to play against, the older players or the younger players? The younger players being under 30?
SM: I would say the younger players are harder to play against because they seem to have more knowledge of the game.

DP: What techniques do you utilize in learning openings?
SM: I tried to find openings which suited my style. Then, I would grasp the main idea rather than memorize the variations.

DP: Are you going to start playing in the intermediate section rather than the novice section and if so how long do you expect to remain playing there?
SM: I'm going to play in the intermediate section from now on.

This is Steven's playing record.

tournament	w	l	d
1974			
GDHS ch.	6	0	0
All-Ontario H.S.	3	1	1
1975			
Toronto open	3	2	1
All-Ontario H.S.	3	1	1
Dominion Day Amateur	2	1	3
GDHS ch.	6	0	0
1976			
Knights of Spring	3	1	1
Toronto Open	4	1	1
Ontario Open	3	1	2
All-Ontario H.S. ch.	4	2	0
Total	37	10	11 7/4 percent

When asked for his most memorable game, Steven gave us this one from the All-Ontario High School tournament.

WHITE: B. Campbell (1947) BLACK: S. MacLeod (1461)
Reti Opening

1. Nf3 c5 2. g3 (Probably better is 2. e4) 2... Nf6 3. Pg2 g6 4. 0-0 Bg7 5. d3 0-0 6. Nbd2 c5 7. e4 Nc6 8. h3 b6 9. Qe2 Bb7 10. c3 Qf7 (Black's development is better) 11. Ne1 (Intending 12. c5 and 13. f4) de 12. de Nf5! (preventing 13. f4) 13. Nc4 Ne5 14. Nxe5 Bxe5 15. Nd3 Bxg3! 16. Bh6 (white thought for over half an hour on this move, but 16. fg gave better chances) 16... Rfd8 17. fg Zxd3 18. Qf2 f6 19. Bf3 Ng7 20. Rad1 Qc4 21. Bxg7 (after this black has no problems, but white was in bad time pressure) 21... Kxg7 22. e5 Bxf3 23. e4 ch of 24. Qxf3 Qf7 25. g4 Rxd1 26. Rxd1 Re8 27. Qe7 Re7 28. Rf1 Re6 29. Qf3 Qe7 30. Kf2 Qd6 31. Rd1 Qh2ch 32. Kf1 Re7 33. Rd6 Qxb2 34. h4 Qxa2 35. g5 Qe6 36. Ra1 Qf5 (Now the win is elementary) 37. Qxf5 gf 38. gch Kxf6 39. White resigns.

ALGEBRAIC NOTATION

A special feature this week is an explanation of the algebraic notation which is the system used to record games in this column.

The ranks, the horizontal rows on the board are numbered from 1 to 8. White's first rank being number 1 and black's first rank number 8.

The files, the vertical rows are lettered from a to h, a being the file of the extreme left from white's point of view and h on the extreme right.

Thus any square is designated by a combination letter-number. White's king originally stands on e1 and Black's Queen's pawn on d7. To describe a move you state the piece (K king Q queen B bishop N knight R rook) and the square the piece moves to. Thus Nh3 means a knight moves to the square h3.


To describe a pawn move you give only the square of arrival. If a pawn moves to the square e4 you say only e4. Captures are designated with an X.

Thus Bxf6 means a bishop captures a piece on the f6 square. Pawns are again the exception.

Only their respective files are given. Thus ef means the pawn on the e file captures the pawn on the f file.

This system is now the most popular way to record a game all over the world.

theHERALD
Home Newspaper of Halton Hills



3' Ranch Rail
76¢ Spruce Lin. ft. **112** Cedar Lin. ft.

4' Basketweave
161 Spruce Lin. ft. **266** Cedar Lin. ft.

5' Garden Wall
167 Spruce Lin. ft. **271** Cedar Lin. ft.


4' Horiz. Louvre
212 Spruce Lin. ft. **347** Cedar Lin. ft.

3' Cross Rail
99¢ Spruce Lin. ft. **155** Cedar Lin. ft.



8' x 12' Patio Deck
Go ahead and build yourself an attractive patio deck. It makes a cozy area for barbecues or just relaxing. Stairs and Railings extra.
105⁰⁰ All Spruce

8' x 8' Sun Deck
Settle back and enjoy a sun deck that you built yourself. Sun bath or use it as a guest area. Plans included.
56⁰⁰ All Spruce



8' x 8' Barn Style Wood Shed
Here's a complete package of all you need to build this good lookin' shed. Plans and hardware included.
178⁰⁰


8' x 10' Gable Style Wood Shed
Same "package" as Barn shed but different size and styling. All hardware and plans included.
199⁰⁰ not shown



Beaver Economy Garage
12' x 20' Garage for the do-it-yourselfer. "Package" includes blueprints. Features 8" Dolly Varden Siding, Front Gable.
559⁰⁰

Beaver Cadet Garage
Front Gable Garage with overhang. Available in choice of sizes. 8" Dolly Varden siding.
669⁰⁰ 12' x 20' not shown

Spruce Lumber
Construction Grade
1 x 6 x 8' - 16' **14¢** Lin. ft. 2 x 4 x 8' - 16' **14¢** Lin. ft.
Cedar Lumber
2 x 4 x 8' - 16' **25¢** Lin. ft. 4 x 4 x 8' - 16' **65¢** Lin. ft.
1 x 6 x 8' - 16' **27¢** Lin. ft. (Select Tight Knot)



Beaver Wood Stain
For exterior use on unsealed wood. Long-lasting protection. Brings out the beauty of the wood. Ideal for fences, decks, etc.
Covers 500-600 sq. ft.
997 349 Gal. Qt. Semi-transparent Walnut Redwood Cedar



STORE HOURS: * Mon. 9 a.m. - 6 p.m. * Tues. 9 a.m. - 6 p.m.
* Wed. 9 a.m. - 6 p.m. * Thurs. & Fri. 9 a.m. - 9 p.m.
* Sat. 9 a.m. - 6 p.m.

316 Guelph Street E., Georgetown - 877-2234

WE ACCEPT
* Beaver Charge Accounts
* Charge
* Master Charge