



BEAVER

LUMBER COMPANY LIMITED

CUSTOM GARAGES


... a garage to suit almost every purpose!




PROTECT
Your Car . . .

PROTECT
Your Investment!

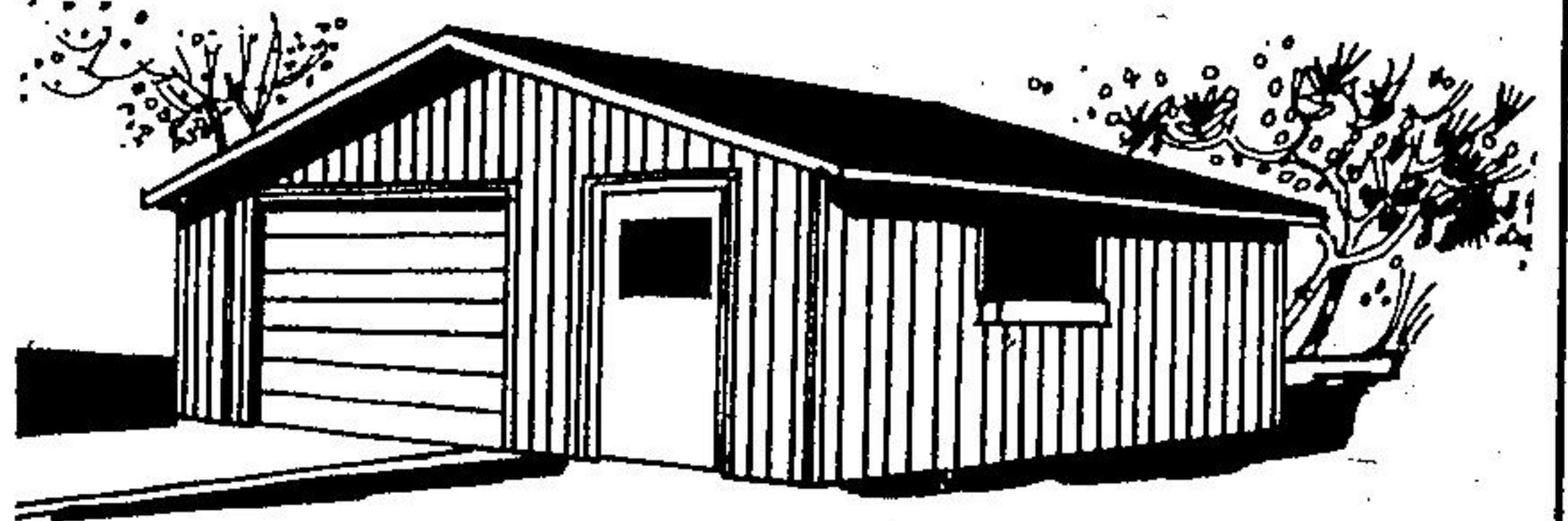
ADD
VALUE
to Your Property!



DOUBLE CAR WITH SIDE ENTRANCE



SINGLE CAR WITH SIDE ENTRANCE



CAR AND A HALF WITH FRONT ENTRANCE



- Single bottom plate
- Double top plate
- 2 x 4 studs +24" on centre
- 5 16 standard wall sheathing
- 3/8 standard roof sheathing
- 210 lb. asphalt shingles
- Overhead steel door
- 2 8 x 6 8 pre-hung walk-in door with hardware
- Window unit
- 12" over-hung all around
- Nails

Sizes

- 14 x 22-14x24-16x24
- 18 x 24-22x24

Call 877-2234



BEAVER
LUMBER COMPANY LIMITED

Guelph Street — Georgetown