Woman Wants Bureau

A Burlington woman hopes a Landlord and Tenant Advisory Bureau will be set up in Halton Hills to replace the only one in the county which will be defunct as of Jan. 31.

Ms. Evelyn Hudgins, who is now chairman of such a bureau in Burlington, told the administration and finance committee she had prepared a report on how a bureau could be established.

The committee agreed to investigate the issue, especially looking into a bureau set up in the region of Ottawa-Carleton to be sure it would be economically feasible.

Following her presentation, Ms. Hudgins, in an interview, outlined her plans. "I have recommended a six person bureau be established," she explained.

"These representatives would be chosen from all parts of the region to reflect area municipality landlord and tenant interests. There would also have to be one full time secretary by the Regional Corporation to take phone calls."

Ms. Hudgins feels the bureau is a necessity for Halton Hills, as all calls would come into the clerk at Milton. "Calls will be transferred from our present operation to the Milton office. They are not set up to handle this."

There would be four basic functions of the bureau. They would be to advise landlords and tenants, to receive complaints and mediate disputes, to disseminate information to educate landlords and tenants, and to receive and investigate complaints of conduct.

"We are not lawyers, and do not intend to be lawyers," said Ms. Hudgins. "But we can advise a person on what to do, and how to do it if they should have to seek legal help."

Ms. Hudgins said reception of the Burlington bureau established in 1970, has been tremendous.

"We have had five or six calls per day, and receive many favorable comments. One tenant had an increase of rent and was asked to sign a new lease. He told me it was nice to have a place to phone and find out what to do."

Gas Rate To Rise

Ontario Energy Board this week authorized Union Gas Limited to charge an additional seven cents per 1,000 cubic feet for natural gas service. The increase becomes effective with January billings for gas used in December.

The higher rates will apply to all of Union's more than 360,000 customers throughout southwestern Ontario. A typical residential customer will pay, on average, an extra 80 cents per month or about $10 per year.

The increased rates were approved by the Energy Board, on an interim basis, following a hearing held during October. They are subject to confirmation at a full review of Union's rates to be conducted starting in mid-January.

In announcing the interim increase, Union explained that wholesale prices charged by its principal supplier, Trans Canada PipeLines Limited, have increased twice since September 1, by a total of about 7 cents per 1,000 cubic feet. Union's other major supplier, Panhandle Eastern Pipe Line Company, will raise its prices by a similar amount on December 1.

The total impact of these three increases will be to raise Union's gas costs by an additional $17 million per year.

Union did not ask for the interim increase to apply prior to January billings, even though the Company has been paying higher wholesale prices since September 1. The reason is the Company decided to pass on to its customers the savings resulting from the fact that it had in storage large volumes of gas purchased since last April at an average price lower than the new prices prevailing this fall.

By thus delaying the flow-through of higher costs to its customers, Union is able to avoid raising "shelf prices".

Mail By Dec. 13

The mailing deadline for out-of-town destinations in Canada is December 13, while local mail should be sent by December 17. Rates are six cents for unsealed cards and eight cents for sealed first-class mail to all Canadian destinations.

The deadline for surface mail to the United States is December 10. The rates are six cents for unsealed cards and eight cents for sealed cards. Cards to the U.S. at the 10 cents air mail rate should be sent by Decemoer 15.

Christmas greetings bound for Great Britain, via 15 cents air mail, should be sent by December 13.

For faster service, the post office recommends bundling Christmas cards for out-of-town or local destinations, using speed labels available at all post offices.

BEAVER

everything you need to make it on your own.

Black and Decker Jig saw kit
Kit contains 2-spd. Jig Saw, 6 asst'd. blades, plastic pouch, rip fence. In handy carrying case.
18.97

Black and Decker 16-pc. drill kit
You get 1-¼" 2 spd. drill (1600 and 2250 rpm.) 3 drill bits, 5 sanding discs, arbor and much more!
18.97

6-pc. Jet Torch kit
Bernzrite set works on ram-jet principal. Includes torch and accessories. A great buy!
9.97

Sandvik 2000 hand saw
Sharpened and set Swedish hand saw that stays sharp longer. 8 pt. x 22". Save now!
7.97



Sunbeam can opener
Opens cans, bottles quickly and efficiently. Hardened cutting wheel. Magnetic lid holder. White.
11.47

Silex 2-slice toaster
In gleaming nickel chrome finish. Complete with thermostatic control. For perfect toast always!
8.77

Drill bit sharpener
Resharpen dull or broken carbon and steel twist bits. Accepts eleven different sizes.
20.97

Sunbeam electric mixer
'Burst of Power' 5-speed mixer. Heavy duty motor. Push button beater ejector. Avocado. Harvest Gold.
17.47

Buffet style frypan.

Polished aluminum. 11" square fry pan gives even, all-over heat. With "T-Coat" non-stick cooking surface. 1000 watt element for quick warm-up. Removable probe control makes pan completely immersable for easy cleaning. Smart low profile lid. 2-year replacement guarantee.

15.47



Here's your one-stop gift centre



Lewyt canister vacuum cleaner

The ideal gift for the busy homemaker! High-impact polystyrene cleaner with exceptional suction power. Large capacity, "drop-in" disposable bags. 2-position power selector. Includes dusting foot, crevice tool, upholstery tool, rug and floor nozzle, 2 chrome steel wands and long-life hose. Guarantees: Hose 2 years. Machine 1 year. Take advantage of this low, low price!

37.67

BEAVER
Homemaker tips

1. Be sure to change the bag, often.
2. Don't let bag become 'jam-packed' full — this puts unnecessary strain on the motor and also reduces cleaning efficiency. Remember, bags do not cost a great deal of money.
3. Avoid picking-up sharp objects like broken glass, nails, pins, etc.
4. Clean or change motor filter regularly. This is most important.
5. Cord winding: to keep cord from twisting into figure "8's", start winding from where the cord is attached to the vacuum, letting the cord "twist-out".

clip & save

How to care for your vacuum.

6. Obstruction in the hose? Here's the answer: remove the hose from your vacuum, and then, by using a broom handle, push the obstruction loose. If the obstruction is loose, but still won't come out, do this: attach the hose to the vacuum end, as you would for cleaning, and then place the other end of the hose into the blower opening of the vacuum for a few seconds. This "Push-Pull" action should then remove the loose obstruction. Follow these simple rules and you'll get years of service from your vacuum.

3297

BEAVER

OPEN 9 a.m. to 9 p.m. Monday to Friday

Saturday 8:30 a.m. to 6 p.m.

316 Guelph Street E., Georgetown — 877-2234