National Electric Week Feb. 18 to 25

BUYING? MODERNIZING?

Here is What to Look for In Home's Electrical System

Still searching for that first house of your very own?

Looking for that charming old stone house that one reads about in the home magazines?

Considering winterizing your vacation home in your favorite resort area as a year-round, retirement home?

If your plans call for a mere modest outlay this spring, such as building a family room in the basement of your present home, or adding a wing, the Electrical Bureau of Canada has some sound advice for you.

A SOUND INVESTMENT

When looking through older homes that your real estate agent has located, check on what your electrician calls the "service entrance" — the big board mounting your main switch, meter, and fusebox or circuit-breaker.

These are rated in amperes. Most houses over 10 years old were equipped with 60-ampere service equipment, hardly adequate to handle the large number of electrical appliances in use today.

Newer homes will likely have a 100-ampere service, which is now the minimum required in all provincial regulations; and other homes, equipped with electrical heating, will have 200 amperes or more. Some very old homes may have a service entrance with a rating of only 30 amperes.

New wiring and electrical service entrance equipment should be installed by an electrical service contractor. It is not a job for the weekend do-it-yourself artist.

HOME MODERNIZATION

To start that family room or new wing project in your present home, you can help your contractor in the planning stage by listing your present electrical appliances. List separately all those other electrical appliances and work-saving equipment you would like to buy in the years ahead.

Follow this up by drawing a plan of the room. Indicate the desired location of both present and future appliances. This helps the electrician to determine the size of wires, number and kind of circuits, and whether added capacity is required.

In your planning, consider the need for outdoor lighting and outlets in the garage, driveway or patio area. They add safety, convenience and pleasure year-round.

By planning ahead, you will save money. You will provide the necessary flexibility that will reduce the need for frequent and costly changes to your home electrical wiring system.

LEAST UNDERSTOOD

The home electrical wiring system is one of the most important and yet least understood aspects of every homemaker's daily life. Many older homes and, surprisingly enough, many new homes, do not have enough electrical capacity, i.e. spare circuits, or enough duplex outlets to plug in the number of new electrical appliances most families want.

As homeowners continue to purchase additional electrical equipment, they give little thought to the load they are adding to the home's electrical system. All the more need then to add sufficient electrical capacity to look after tomorrow's electrical needs when rewiring your home.

Today, therefore, is as good a day as any to ask yourself: is my home up to date electrically, or have I outgrown my electrical system?

WARNINGS

Several common symptoms warn you that your home's wiring system is overloaded, inadequate or outdated:

Fuses blow or circuit breakers trip open too frequently.

Such appliances as your iron, toaster or kettle are slow to heat.

Lights dim - or the TV picture shrinks - when you switch on electrical appliances.

To connect other lamps or appliances, you find you need extension cords or multiple connectors.

And, looking around the baseboard, you see a growing family of "octopus" outlets.

If any one of these conditions exist in your home, call in the expert, and don't be surprised if he tells you that a complete *home wiring modernization job* is required. Make sure that you hire a qualified electrician who has the training and skills to assure you of a job well done.

The money spent by having a qualified electrical contractor advise you on your maintenance and expansion is money saved. Also, it will ensure your home wiring system is safe.

Provide Ample Number of Outlets and Switches

One of the most important elements in the design of your home's electrical system is the provision of electrical outlets.

The outlets must not be more than twelve feet apart and no point along the floorline should be more than six feet from an outlet in any room of the house except bathrooms.

Consider, for instance, how many outlets are needed in a *master bedroom furnished with* twin beds that are equipped with electric blankets.

On the night table between the beds, there is an electric clock, a table lamp and radio. These five appliances require at least three receptacles along the headboard wall.

Downstairs in the kitchen, laundry, and basement workshop, individual 240-volt circuits are required for each major appliance - range, clothes dryer, water heater, some window air conditioning units, and a variety of stationary power tools.

Separate circuits are also required to handle appliances in kitchens, laundry rooms and breakfast rooms.

The above requirements are mandatory rules in the Canadian Electrical Code and represent absolute minimum requirements. They do not represent adequate wiring practices nor allow for future expansion.

A well-designed home equipped for modern conveniences must be supplied with outlets well in excess of these minimum requirements.

How many switches, and what kind of switches are needed in a modern home? Three-way and four-way switches are needed to control room lights from two or more locations.

If you can't turn a light on when you enter a dark area - or can't turn one off when you leave a lighted area - your home is 'underswitched'. If you have enough switches in all the necessary locations, things are less likely to go bump in the night - like Dad tripping over the kids' toys in a darkened hallway!

LET'S PLAY BRIDGE

By BILL COATS

The most challenging contracts are often those where the strength are fairly evenly matched. This can happen at that lowly contract of one no trump. Both sides hold *balanced hands and neither* side has a surplus of points.

Here is just such a hand from the Acton Bridge Club. South dealt with East-West vulnerable.

NORTH
S—5 3
H—9 4 3
D—6 5 4 3
C—A 9 7 4

WEST
S—J 9 8 7
H—8 7 5
D—K 10
C—K 10 3 2

EAST
S—A 10 4
H—K Q 6 2
D—Q J 8 7
C—J 5

SOUTH
S—K Q 6 2
H—A J 10
D—A 9 2
C—Q 8 6

The bidding:

SOUTH	WEST	NORTH	EAST
1 N.T.	PASS	PASS	PASS

Opening lead—seven of spades.

No one can fault the bidding. South has a very typical one no trump opening bid.

Everyone else showed pass. One energetic East tried a re-opening double with poor results. Who will win—declarer or the opponents? Which would you rather do—play the hand or defend?

MILD BREAK

South gets a mild break on the opening lead. East plays the ace and continues spades so declarer is assured of two spade tricks. Along with three other aces, declarer has five tricks but where will six and *seven come from.*

Both diamonds and clubs may split evenly. Clubs is the obvious one to try since the spot cards are bigger. Declarer should lead the club queen. When West covers (as he showed) declarer should duck. West will probably get off the lead with a spade. Declarer should win and lead another club. If West plays low (as he should) so will dummy. East wins and leads a diamond. Declarer can win immediately or he can duck one round.

FINESSE?

When he wins, he will be faced with the decision—do the clubs split evenly or should he finesse? If he guesses correctly he makes his contract—if not, he goes down.

If it's that close how come two declarers made an overtrick (one of them was doubled). The only reason I can think of is that the defense got "busy". They kept leading different suits looking for their best one and everytime they helped declarer discover where their high cards were.

On closely balanced hands, don't get busy. Let declarer do his own work because often he will go down as one declarer out of four did last week.

Last week's winners at the Acton Bridge Club were: tied for first: Art Norris and Cam Sinclair with Ivan Harris and Bill Coats; third were Midge and Frank Hampshire.

Optimists Boost Early Teen Oratory

Information is available as of last Monday, at schools, Georgetown Library, and the Y-office for persons under the age of 16 as of December 31, 1972, interested in the Georgetown Optimists' public speaking contest. The Scouts and Guides have also received information.

The deadline for entries is February 23. Applicants are to contact local chairman Larry Ciglen. Trophies will be given to the winners, but no date for the contest has been set as of yet.

Optimists' of Georgetown sponsored their first contest of this nature least year. The winner was Glen Stockfish.

The winners this year as in the previous year will go on to the zone contest, for the chance to progress to the district contest for a $500 scholarship.

A new way to really get your mail moving: Postal Codes.

If you haven't already received it, in the next few days you'll be getting your new Postal Code in the mail. It's not very exciting to look at. But it is very necessary. And it's really not as complicated as it looks.

After two years of studying the systems of most of the countries of the world, here's how we developed Postal Codes for Canada.

The map sequence on the right shows just how accurate Postal Codes really are.

To uncomplicate your Postal Code, you will be receiving a Postal Code Package. It contains your code, instructions on how to use it, a handy address book, special Postal Code stickers for your envelopes, and postage paid address cards that you should send to your friends. If you don't have enough, you can get as many as you need at your nearest Post Office. Because, after all, your Code doesn't move your mail unless your friends use it.

And if you haven't received your Code by March 12th, please call your local Post Office. We will mail it to you immediately. It is possible however, that you are not in the CENTRAL ONTARIO POSTAL DISTRICT, in which case your area may not have been coded yet.

K:
Canada was first divided into 18 large areas, each designated by a letter.

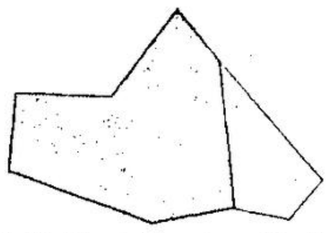

K2:
By adding a number, we narrow that area down — for example, a city.

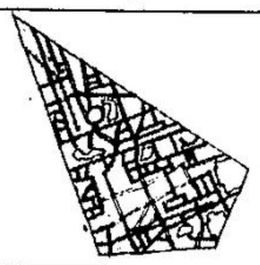

K2P:
By adding another letter, we indicate a specific section of that city.

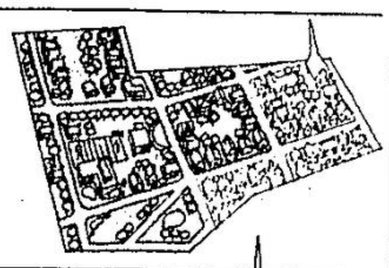

K2P 0P4:
And by adding three more characters that section of the city is further narrowed to one side of a street between two intersections.

Codes can also represent:
—an office building with 10 or more companies.
—or a company that receives large volumes of mail.
—or an apartment building with over 50 suites.
—or, in less densely populated areas, a code will represent the whole town.

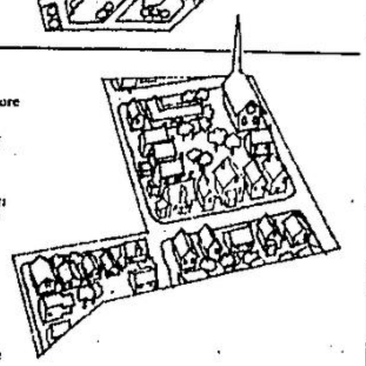

Get the habit.

POSTAL CODE POSTAL CODE POSTAL CODE POSTAL CODE POSTAL CODE

Canada Post Postes Canada

Carney Electric
NORVAL
877-9711

ELECTRICAL CONSTRUCTION
NEW AND REWIRING
MAINTENANCE
Electric Heating — Forced air and Baseboard
ALWAYS RELIABLE SERVICE

Brian's
ELECTRICAL SERVICES

DOMESTIC & RURAL
ELECTRIC HEATING
REPAIRS & INSTALLATIONS
AUTOMATIC WASHERS DRYERS
STOVE REPAIRS
SERVICE & INSTALLATIONS
24 HOUR SERVICE
GEORGETOWN 877-1110

RAY LENZ
Electric Contractor
RESIDENTIAL—COMMERCIAL
INDUSTRIAL
GENERAL CONTRACTING
WIRING OF ALL KINDS
877-3414
60 MAPLE E. GEORGETOWN

DAVE Williams
ELECTRIC & HEATING

COMMERCIAL & RESIDENTIAL
REWIRING & NEW INSTALLATIONS
Hydro approved electric
Heating & Water Heating
FACTORY MAINTENANCE
Chrysler-Airtemp Gas & Oil Burners Sales & Service
877-3322
R.R.1 Georgetown half mile north on 8th Line
WILLIAMS ELECTRIC & HEATING

ANNOUNCING
The opening of a
NEW ELECTRICAL SERVICE
for Georgetown & Vicinity
Charlie Hanman
ELECTRIC
15 John St—877-4646
DOMESTIC & RURAL WIRING
Over 10 years experience in Georgetown

ROBERTSON ELECTRIC
INDUSTRIAL - COMMERCIAL - RESIDENTIAL

CONTROLS—REPAIRS
ELECTRIC HEATING EXPERTS
LIGHTING FIXTURES—WATER HEATERS
For Free Estimates call
877-2924
52 NORTON

ON THE SPOT For Quick Service

ELECTRICAL SUPPLIES
For the Trade
or "Do It Yourselfer"
WHOLESALE AND RETAIL
G. R. MUCKART & CO. LTD.
116 Guelph St. corner Maple Ave. 877-3592

ELECTRICITY POWERS PROGRESS

Electricity is right there around us, whenever we want to use it. Plug in an appliance or flip a switch. It's there.

Our industries hum, our business and commercial firms prosper, our farms produce at record levels, thanks to electricity.

Many little, but important things around the home get done quietly, quickly and efficiently through our electrical servants. The toaster toasts. The family laundry comes up sparkling. Our T.V. set entertains and informs. Newspapers and magazines record instant history. Yes, life is better and brighter because of electricity.

We're happy to join with other elements of the electrical industry in observing the 126th anniversary of the birth of Thomas A. Edison, the inventive genius who made possible many of these advances for our comfort, convenience and enjoyment.



LIVE BETTER ...Electrically
A National Electrical Week message from
(Feb. 11 - 17, 1973)
Hydro Electric Commission
Of Georgetown
14 WATER ST. 877-2275