



# POWERFUL CHRISTMAS GIFT SUGGESTIONS FROM BEAVER

Just say  
**CHARGEX**  
charge it!

## "ROCKWELL BEAVER" 11" DRILL PRESS

(A) Drills to the center of an 11" circle. Drills 1/2" holes in cast iron, 3/4" in steel, with full 316" spindle travel. Interchangeable spindles for fast, easy changeover to other cutting tools. Adjustable 8 1/2" x 9" table has slots and side ledges. Precision adjustment for depth drilling, repeat drilling, routing and mortising. Complete with stand.

**149<sup>95</sup>**

## "ROCKWELL BEAVER" 9" Tilting Arbor Saw


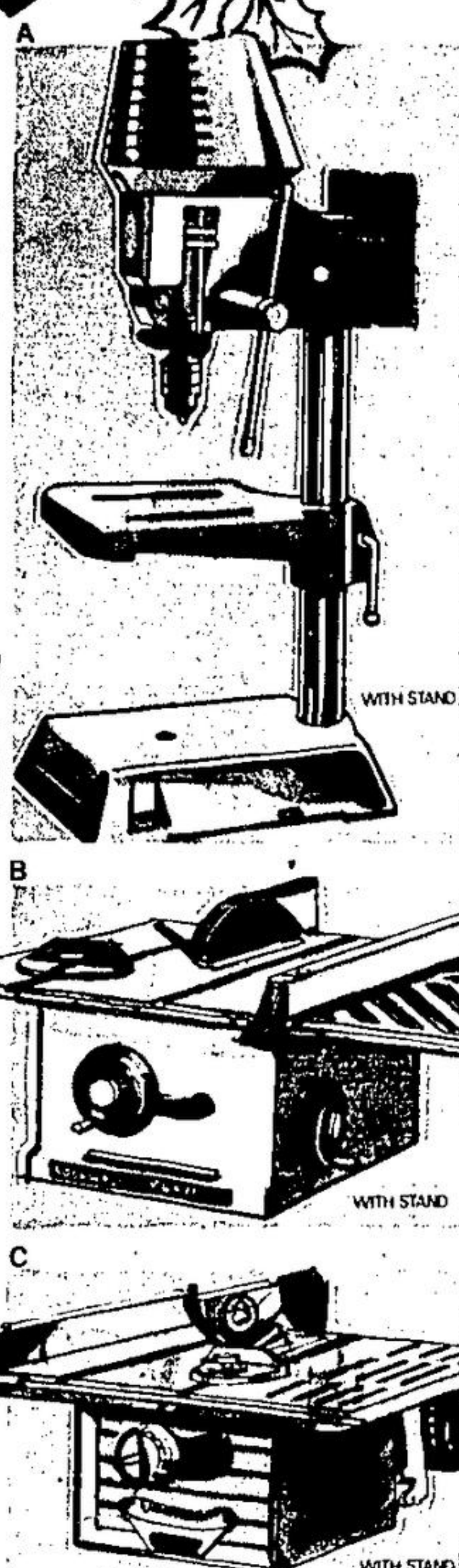
(B) Big 22" x 38" table. Cuts stock up to 2 3/4" thick at 90 degrees, 1 7/8" at 45 degrees blade tilt. Up front fence and blade control for ease and safety. Easy to read tilt scale for fast, accurate angle settings. Complete with stand and one extension. ONLY

**189<sup>95</sup>**

## "ROCKWELL BEAVER" 8" Tilting Arbor Saw

(C) Centralized fingertip control lets you dial the exact setting you want. Double-locking full-length rip fence with width-of-cut scale on both blade sides. Rugged, extra-large 26" x 18" table. Complete with stand 1/2 hp motor, v-belt and pulley. ONLY

**149<sup>95</sup>**



## "ROCKWELL BEAVER" 8" TILTING ARBOR SAW

(D) Double-locking full-length fence for fast, accurate rip settings. Machined slide bar an integral part of table for greater accuracy. 20-1/2" x 18" table and centrally located panels. Complete with stand. ONLY

**99<sup>95</sup>**

## "ROCKWELL BEAVER" 4" JOINTER

(E) Independently adjustable front and rear tables. Big 20" x 3" double-tilt fence with automatic 90 degree reset stop. Maximum safety guard covers cutterhead and automatically pivots out of the way during the operation. The perfect companion for your circular saw. ONLY

**119<sup>95</sup>**

## "ROCKWELL BEAVER" 4" JOINTER


(F) Massive one piece base and out-feed table. 19" x 2 1/2" fence tilts 45 degrees right and left. Special blade depth adjustment screws in cutterhead for easy resetting of blades. Secondary locking mechanism provides exceptional rigidity over out-feed table. Complete with stand, one-third hp motor, v-belt and pulley. ONLY

**119<sup>95</sup>**

## "ROCKWELL BEAVER" 6" JOINTER

(G) Quick action front table adjustment. Easily removable cutterhead. Lubricated for life ball bearing cutterhead assembly. Rigid center mounted fence tilts 45 degrees left or right. Adjustable positive stop at 90 degrees. Spring-loaded knife guard. Complete with stand. ONLY


**189<sup>95</sup>**



## GIANT 97 PIECE SOCKET WRENCH AND TOOL SET

with 3 reversible ratchets  
Fully guaranteed

**39<sup>95</sup>**




## BEAVER WORKBENCH

Exclusive with Beaver, a workbench that will fill any hobbyists needs. Handyman, gardener, etc. Assembles in minutes. ONLY

**14<sup>49</sup>**



## BLACK AND DECKER POWER TOOLS



## BLACK & DECKER 8" RADIAL ARM SAW

2 hp motor, anti-kick back lever, quick stop blade, easy to read adjustment scale. Cuts 2 3/4" at 90 degrees - 1 7/8" at 45 degrees - 1 1/2" width rip capacity.


ONLY **97<sup>77</sup>**



## 3/8" DRILL KIT

Kit consists of 3/8" drill, wire wheel brush, cotton buff, 3 sheets of abrasive paper, wheel arbor and backing pad, 3 drill bits plus a custom molded carry case. ONLY

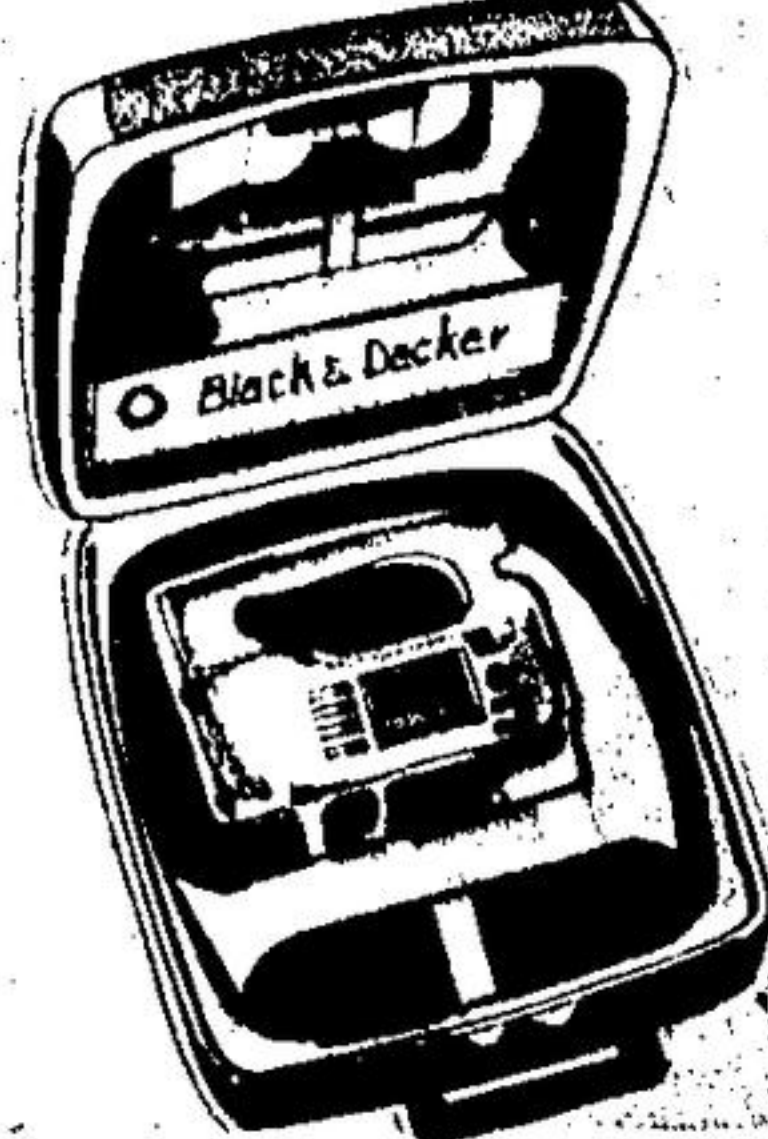
**21<sup>88</sup>**



## DRILL & SAND KIT

12 pce. kit contains 1/4" drill, orbital 3 1/2" x 9" sanding attachment, 3 drill bits, paint mixer and 6 sheets of abrasive paper. ONLY


**21<sup>95</sup>**



## JIG SAW KIT

8 pce. kit contains Jig saw, blades (2 coarse wood, 2 fine wood, 1 coarse metal, 1 fine metal), 1 rip fence. ONLY

**29<sup>95</sup>**



## SANDER KIT

12 pce kit contains Sander, dustless sanding attachment and 10 sheets of assorted grit abrasive paper. ONLY

**24<sup>95</sup>**



316 Guelph St. E. Georgetown  
Phone 877-2234

STORE HOURS 9.00 to 6.00 MON. THRU SAT.  
9.00 to 9.00 THURS. & FRIDAY