


Tel: 877-7958 Dave Hassell



**HASSELL'S AUTOMOTIVE**  
Complete Auto Service to all makes  
*Datsun/Nissan Specialist*

347 Guelph St. Georgetown Ontario L7G 4B6

**Guelph Street Stationery and Office Supply**

Commercial Office Supplies and Furniture  
School, Art and Drafting Supplies  
Cards, Gifts, Games and Party Novelties

**877-2300**

136C Guelph Street, Georgetown L7G 4A5


**GEORGETOWN CARPET**  
SHOP AT HOME SERVICE

- Sales
- Installations
- Repairs
- Restretching

RESIDENTIAL AND COMMERCIAL  
Free Estimates  
**877-6302**

**H. BURNETT HOMES**  
CUSTOM HOMES & RENOVATION

**BALLINAFAD 877-2487**




**Hairstyles for the 80's**

APPOINTMENTS NOT ALWAYS NECESSARY

**Profile**

LADIES' AND MEN'S HAIRSTYLING  
ACTON MEWS  
853-0611

**RENOVATIONS S & R RENOVATIONS**



**877-7864**

**RAINBOW PETS PETS & SUPPLIES**

STEVE CLAYTON

130 GUELPH STREET  
GEORGETOWN, ONT.

TELEPHONE:  
(416) 877-0954

**SOFAS & CHAIRS RECOVERED LIKE NEW**

Wide Range of Fabrics  
Affordable Prices  
Satisfaction Guaranteed

We Serve All Your Upholstery Needs

FOR FREE ESTIMATES CALL

**HENRY'S UPHOLSTERY**  
853-2717



**FULL GAS SERVICE**

364 QUEEN ST. HIGHWAY 7  
ACTON, ONT. PHONE 853-0220



**HENK'S**

LAWN & GARDEN EQUIPMENT

- ★ General repairs to all makes of lawn & garden equipment

"WE SELL THE BEST & SERVICE THE BEST"

28 STEWARTTOWN RD.  
877-9768

Hwy. 7 & 7 Line  
Georgetown, Ontario  
Telephone: (416) 877-5104

**CASSELMAN FUELS**

Propane Gas  
Painting Station  
Gravel & Topsoil


Gasoline & Diesel  
Greases & Oil  
Lubricants

- Aluminum & Vinyl Siding
- Fascia • Soffit • Seamless Eavestroughing • Re-Roofing Repairs

**HAEFNER SIDING & ROOFING**

FREE ESTIMATES

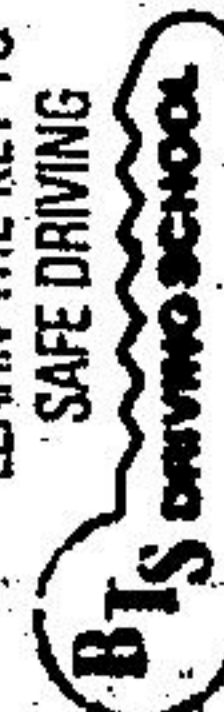
344 Peel St. Telephone: Acton, Ont. (519) 853-1720



**Hunter's Country Restaurant**

99 Mountainview Rd. N. 877-3145  
Georgetown

LEARN THE KEY TO SAFE DRIVING



**Jack Beer, Proprietor**

- Ontario Safety League Approved Course
- Training for Physically Handicapped
- Individual Lessons

CALL 877-5844

**DAVE'S HOME SERVICES**

- Carpentry
- Paint & Papering
- Airless Spray Painting
- Interior & Exterior

FREE ESTIMATES  
**DAVE BUTLER**  
**853-1617**  
Lic. 000833

**E.C. GAS SERVICES**






Licensed Gas Fitter  
Lic. 7004 070046

- Appliance Installation
- Furnace Cleaning
- Humidifier
- Pool Heaters
- Bar-B-Q's

SALES & SERVICE  
**877-8071 877-1879**

# HAVE FUN IN THE SUN KEEP WATER SAFETY NUMBER 1

## RESCUE BREATHING AT A GLANCE

- 1. Tilt head**  
  
Open the airway by tilting the head with one hand under the neck, and tilting the head back with the other hand placed on the person's forehead.
- 2. Pinch nose**  
  
Pinch the person's nostrils to prevent air leakage from that area and maintain the airway by keeping the head tilted.
- 3. Make a seal and blow in**  
  
Seal your mouth firmly around the victim's mouth and blow in hard enough that the chest rises. Give the victim four quick breaths this way.
- 4. Remove your mouth and listen for air escaping**  
  
Remove your mouth from the victim's, release nostrils and turn your ear back to their mouth to listen for air escaping from their lungs. You should also be able to see their chest deflate.
- 5. 12-15 times per minute**  
  
Repeat the blowing and release cycle twice to three times per minute.

Continue this procedure until medical help arrives or breathing is restored. On every occasion when Rescue Breathing has been applied, the victim MUST be seen by a doctor immediately or as soon as possible afterward.

If the stomach as well as the chest rises, you are blowing too hard. In that case, reduce the force of your blowing but DO NOT attempt to remove the air from the stomach. For small children and babies, the rescuer's mouth can be sealed over their mouth and nose. Amiable puffs of air should be used, and the rate of breathing should be faster.