

50" cutting pan. Full-floating with 3-blade deck. 545-424 Ea. \$424.99

- Heavy-duty 16 HP tractor
- twin cylinder
- 16 speed variations

1936⁵⁶ each Farm Price

Hardworking tractor with exclusive easy-off/easy-on attachment system. Rubber-mounted, fully-enclosed Briggs & Stratton engine. 4 speeds with 4-speed range in each selection.


Heavy-duty cast iron with slip differential. Adjustable rear wheel spacing, 3-pt. hitch and 3 PTO points. 545-407 Ea. \$2,088.00

40" rotary tiller attachment. Raises/lowers from operating position. Heavy-duty design. 545-423 Ea. \$483.69


5-HP riding mower

- forward, neutral, reverse
- 26" blade
- disc-type brake

Briggs & Stratton 4-cycle engine, 12.57 cu. in. Forward, neutral and reverse selections. 26" ultra-lift blade. Hinged deck. Disc brakes.545-400



463⁴⁴ each



20" aluminum deck Super Clipper **157³⁹** each lawn mower


3.5 HP Briggs & Stratton engine mounted on super lightweight deck. Handle folds. Steel wheels w/ wheel adjusters.545-316

22" 3.5 HP **139²⁹** each push mower

Throttle mounted on folding handle for convenience. Briggs & Stratton 4 cycle engine. Wheel adjusters.545-302

Self-propelled **167⁸⁸** each 22" mower

Easy-to-operate front pinion drive concept. Height adjusts from 2/4" to 3". Auto. choke.545-304




11 HP electric start tractor w/38" cutting pan

939⁹⁹ each

4-cycle Briggs & Stratton engine is synchro balanced (24.36 cu. in.). Key electric start. Low-tone muffler. Full power reverse. Transaxle combines transmis-

sion and differential for direct power. Floating deck with twin blades. 15" x 6.50" front. 18" x 8. 50" rear tires. Disc brakes.545-413



Super Yardmaster chain saw

109⁹⁹ each

Big 1.9 cu. in. engine. Cutting bar Approx. 32 cm cap. (commonly known in industry as 14" bar and chain). Weighs 7 lb. less bar and chain.524-060

Mighty mite 500 chain saw

159⁹⁹ each

Powerful 2.3 cu. in. engine. Safety chain brake. Anti-vibration system. Cutting bar cap. Approx. 39 cm (commonly known in industry as 16" bar and chain). Sprocket-nosed bar for efficient cutting.524-061