

# Cashway's got it!



The Richness of WOOD!

## CROWN CRAFT


6' PATIO DOOR

469<sup>99</sup>

LIMITED TIME OFFER

SALES TAX EXEMPT

Constructed of high quality Ponderosa pine, treated with a water-repellent preservative. Consists of one fixed panel and one removable, sliding panel. The frame is a wood core, clad with aluminum and vinyl. It's a great ENERGY CONSERVER. Keeps out draughts, greatly reduces moisture build-up. Comes complete with screen & hardware.



### OUR NEW & EXCITING WINDOW PLANNING CENTRE


HELPS YOU PICK THE RIGHT WINDOWS FOR YOUR HOME  
The newest and most popular windows are on display (even the wood patio door shown at left). You can examine their quality, their ease of operation, their extra features. You'll learn which window is best suited to your needs.

SALES TAX EXEMPT

## EVERYTHING YOU NEED TO BUILD, REPAIR & REMODEL!

FOR YOUR HOUSE, COTTAGE & BARN JOBS

Prices in this section are based on Volume Truckload Purchases of 4,000 board feet or more - or the equivalent square footage of a combination of items required for your home, cottage, barn or other major project - items such as steel roofing, plywood and sheathing board. Small order prices are also available at attractive prices.



## BULK ORDER SAVINGS!

### SPRUCE DIMENSION LUMBER

No. 2 & Better (N.L.G.A 1970)

SALES TAX EXEMPT

LUMBER PRICES	PRICES PER 100 L.F. (F.B.M.)	PRICES PER 100 L.F. (F.B.M.)	PRICE PER PIECE				
			8"	10"	12"	14"	16"
2x4's 10' to 16'	284 <sup>00</sup>	18.90	-	1.89	2.27	2.65	3.02
2x6's 10' to 16'	289 <sup>00</sup>	28.90	-	2.89	3.47	4.05	4.62
2x8's 8' to 16'	315 <sup>00</sup>	41.90	1.35	4.19	5.03	5.87	6.70
2x10's 8' to 16'	353 <sup>00</sup>	58.83	4.71	5.83	7.00	8.25	9.41

### THE CASHWAY MERCHANDISING POLICY

Since its inception, the Cashway Merchandising Policy has entailed a full disclosure of the facts. All lumber sold by Cashway conforms to the N.L.G.A. 1970 grading rules. All plywood sold by Cashway conforms to the C.S.A. standards (Fir - 0121-M-1978), (Spruce - 0151-M-1978). All "Grades" of lumber and plywood are always CLEARLY stated. Our GUARANTEE OF SATISFACTION applies to all merchandise Cashway sells. We believe such a policy is necessary in order that you, our valued customer, can shop with CONFIDENCE at CASHWAY.

The Maintenance Free System

## Plastmo

The easy eavestrough

10' EAVESTROUGH

6.39

WHITE VINYL

SALES TAX EXEMPT



### 1 1/4" CEDAR ENTRANCE DOORS

For entrance or side door application. Glazed. Ready to paint or stain.

MODEL 130 Shown at left:

- 28" Wide by 8'8" High 79<sup>99</sup>  
Our Reg. 87.95
- 2'10" Wide by 5'10" High 82<sup>99</sup>  
Our Reg. 91.95

MAHOGANY Hollow Core SLAB DOOR - 1-3/4" - GLAZED  
• 28" Wide by 8'8" High 49<sup>99</sup>  
Our Reg. 57.30

MAHOGANY Hollow Core 1-3/8" SLAB DOORS NOT SHOWN

- 2'0" wide, now only 17.99
  - 2'4" wide, now only 18.99
  - 2'8" wide, now only 19.99
  - 2'8" wide, now only 21.49
- All are 6'6" or 6'8" in height.

SALES TAX EXEMPT

## 3/4" PLYWOOD

3/4" Thick Per Sheet 8.79

1/2" Thick Per Sheet 12.49

5/8" Thick Tongue & Groove 15.49

ECONOMY SPRUCE OR JACK PINE

2x4-8's 84¢

2x3-8's 84¢

STUD GRADE

Save Now at Cashway on

## ASPENITE

4'x8' WAFERBOARD

EXTERIOR GLUE. Use 1/4" for fencing and other outside projects. Use 7/16" for roof decking and 5/8" for sub floors.

1/4" NOW ONLY 4.59

7/16" NOW ONLY 6.99

5/8" NOW ONLY 11.49

MIRACLE GREEN 10-6-4

5.06

Black Asphalt Impregnated

## 7/16" EXTERIOR SHEATHING BOARD

4'x8' SHEET 3.59

4'x9' SHEET 3.99

SALES TAX EXEMPT

## WHITE PINE

No. 1 & No. 2

Our Prices Per Lineal Foot

1x4 ..... 33¢

1x6 ..... 49¢

1x8 ..... 66¢

1x10 ..... 82¢

1x12 ..... 98¢

2x2 ..... 29¢

2x4 ..... 56¢

2x6 ..... 89¢

2x8 ..... 1.19

2x10 ..... 1.49

No. 1 and No. 2 PINE FRAMING

Our Prices Per Lineal Foot

DOOR JAMB 2x6 93¢

BRICKMOULD 1 1/2"x2 29¢

STAIR STRINGER & TREAD, 6/4"x10" 1.59

## CEDAR SIDING

Bulk Order Savings! Our Prices Per 100 Lineal Feet

- 3/4"x8" COMMON BEVEL 53.20
- 5/4"x6" COMMON LOG CABIN 56.19
- 1"x8" COMMON ROUGH FACE CHANNEL 59.20
- 7/8"x10" COMMON WAVY EDGE BEVEL 81.50
- 7/16"x6" CLEAR VEE JOINT 64.35

PRICES EFFECTIVE UNTIL SATURDAY, MAY 8, 1981.

Should inventories of regularly stocked items be sold out due to unforeseen demand, Rain Checks will be issued and you will be supplied at the advertised price. Cashway, at all times, reserves the right to limit quantities. NO DEALERS, PLEASE!

"REG." means Cashway's regular price.

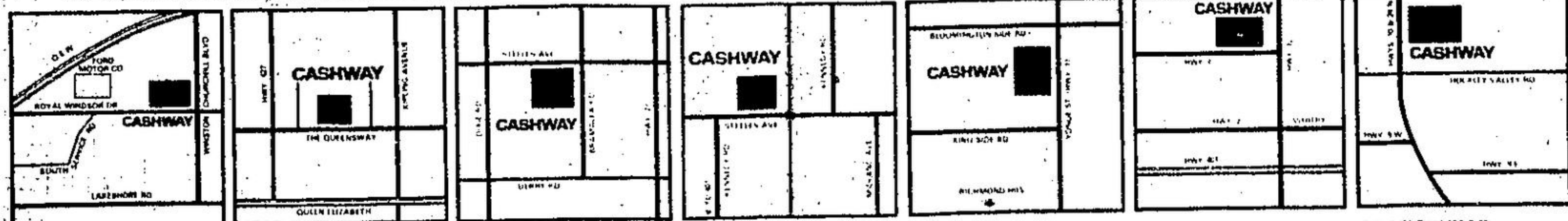
Time-Saving...Money-Saving

## MATERIALS TRANSFER SERVICE FREE from CASHWAY

You can buy your job materials at any Cashway Building Centre that's close by...and pick up the materials at the Cashway Centre that's nearest your actual building site. Delivery at the second branch is available at reasonable rates, if desired.

# CASHWAY

## BUILDING CENTRES



- OAKVILLE** 2311 Royal Windsor Dr., 1-1/2 miles east of Ford Plant. 845-9552
- QUEENSWAY** 1548 The Queensway between Hwy. 427 & Kipling Ave. 256-6827
- BRAMALEA/MALTON** 7950 Bramalea Rd. at the corner of Steeles Ave. 792-3111
- MILLIKEN** 4414 Steeles Ave. between Kennedy & Midland (Scarborough). 297-4462
- OAK RIDGES** 1 mile north of King Side Rd. on Hwy. 11 (Yonge St.). 773-4301
- BROOKLIN** On Highway 7 at Highway 12. 656-3313
- ORANGEVILLE** On Highway No. 10, 1-1/2 miles north of Town Limits. 941-0113

**44**

BUILDING CENTRES TO SERVE YOU

From Sault Ste. Marie, east to the Quebec Border; from Niagara Falls, north to Timmins, Ontario.