


# Planning To Do The Job Yourself? We've Got The Tools of The Trade



## Workmate Attachments

### a) Routermate

Shaping guide—adjustable.

**15<sup>99</sup>**  
Reg. 19.49

### c) Mitremate


Saw guide for 7-1/4" circular saw.

**21<sup>99</sup>**  
Reg. 24.59

### b) Guidemate

Vertical or horizontal drill guide.


**11<sup>99</sup>**  
Reg. 13.29



## 10" DeWalt Radial Arm Saw

Single voltage direct drive motor with manual brake. On top up front controls for easy operation. Max. 3" depth of cut.

**399<sup>95</sup>**  
Reg. 429.99



## Rockwell Drill Press

A versatile workhorse that drills 1/2" holes in cast iron. Sealed ball bearing. 11".

**249<sup>95</sup>**  
Motor not included



## 15" Gap Bed Wood Lathe W/Stand

General purpose wood-working lathe with big capacity. Semi-steel one piece lathe bed.


**275<sup>95</sup>**  
Motor not included



## Rockwell Beaver 10" Band Saw

Rugged cast iron frame and upper and lower blade guides make this a great wood cutting saw!


**249<sup>99</sup>**  
(Motor not included)



## 6" Motorized Rockwell Jointer

Features 9 amp built-in motor, lubricated ball bearing construction & 36"x6-1/4" table.

**379<sup>95</sup>**



## 10" Tilting Rockwell Arbor Saw

Comes with rip fence, mitre gauge, table insert, combination saw blade, extension, etc. A powerful hard-working saw, for the do-it-yourselfer on your list!

**449<sup>00</sup>**  
Reg. 479.99

## 120 Pc. Tool Assortment

A chest full of impulse tools for the do-it-yourselfer! Everything from a wrench to hand saw! Unique gift ideas at super low, low, prices.

**1<sup>99</sup>** each  
YOUR CHOICE!  
as available

