




5-Gal. Jerry Can **888** ..

ULC approved for gasoline and naphtha fuels. Reversible pouring spout. Crush and rustproof. Non-corrosive. Plastic. 572-203



Snow Thrower Elec. Start Kits

Make cold-weather starts faster, easier. 2 sizes. 5 hp. 545-198 . Ea. \$59.99 8/10 hp. 545-202 Ea. \$73.68

8 hp 10 hp 26" Two-Stage Snow Thrower

Five forward speeds plus two reverse speeds. Powerful Tecumseh Snow King engine with ring gear for optional electric start kit. Extra large 2nd stage impeller designed for heavy loads. Lockable setting chute rotates 190°. Chains, drift cutter. 20" H. intake large 14" x 4.50" pneumatic tires 545-262

66144

Ea.

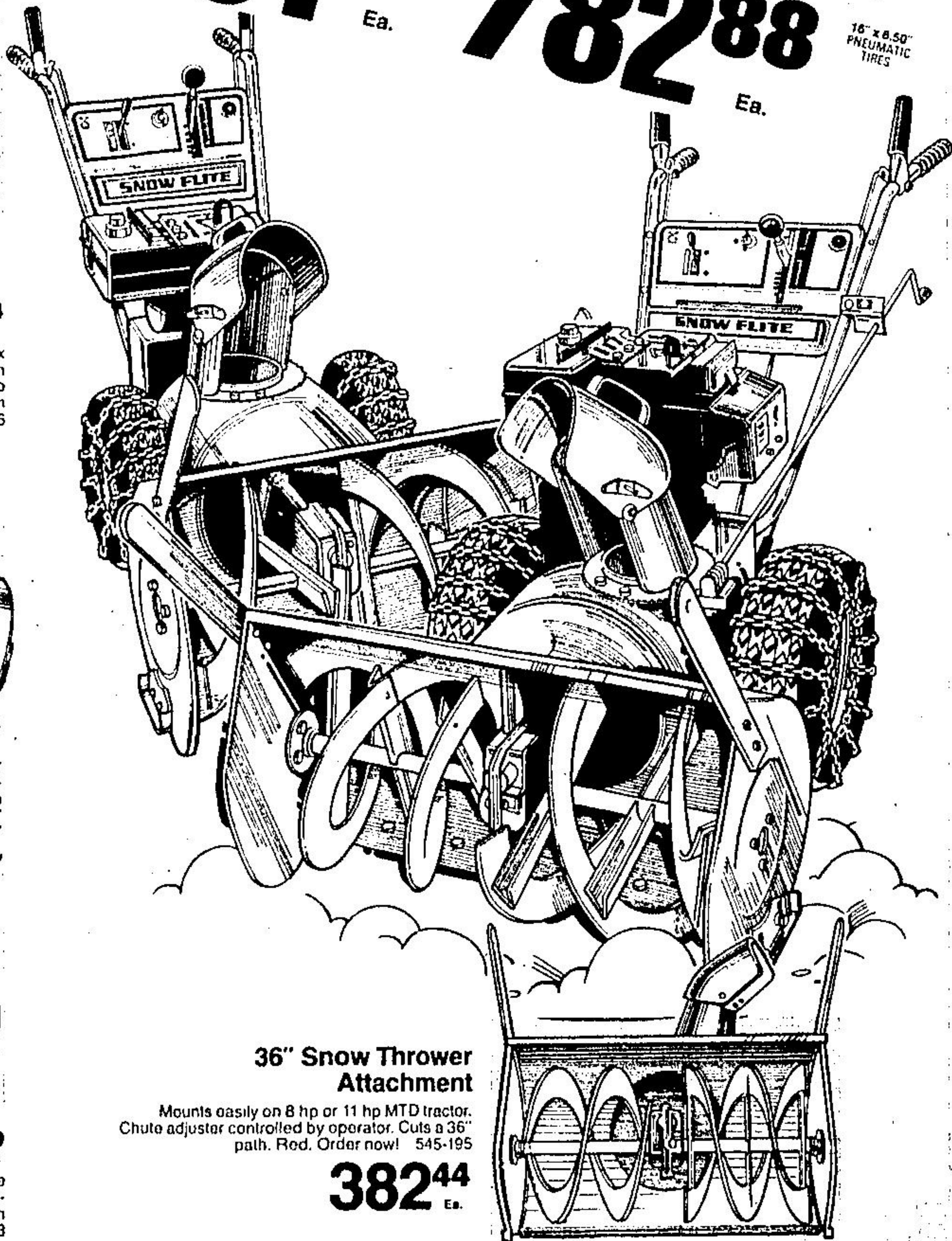
10 hp Five-Speed 33" Snow Thrower

Five forward speeds plus Two-speed reverse, multi-speed transmission. Equipped for optional electric start. Replaceable scraper blade. Factory-installed chains. 33" wide intake. Heavy-Duty 2nd stage impeller with oversize intake height. 545-263

78288

Ea.

16" x 8.50" PNEUMATIC TIRES




36" Snow Thrower Attachment

Mounts easily on 8 hp or 11 hp MTD tractor. Chute adjuster controlled by operator. Cuts a 36" path. Red. Order now! 545-195

38244

Ea.




Trouble Light With Outlet **888** ..

Trouble light, with grounded outlet in handle, 10 metre grounded cord. 120 volt. 540-018



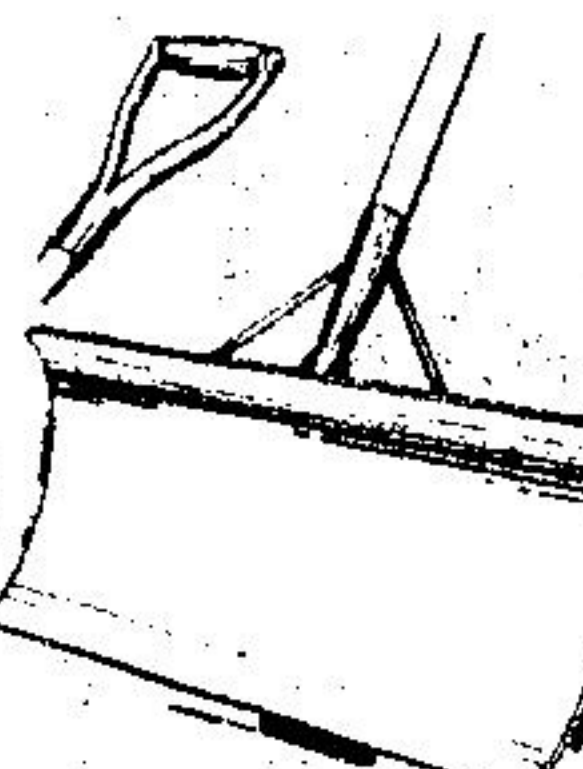
Snow Thrower/Outdoor Extension Cord **1344** ..

30 metre Superflex thermo-plastic cord with snow seal connector to keep dampness from connection. 540-986




Car Tow Rope With Slip Hooks **844** ..

5/8" x 15'. Long-lasting polypropylene will not rot, rust, mildew. Safe working load 1090 lb. 565-471



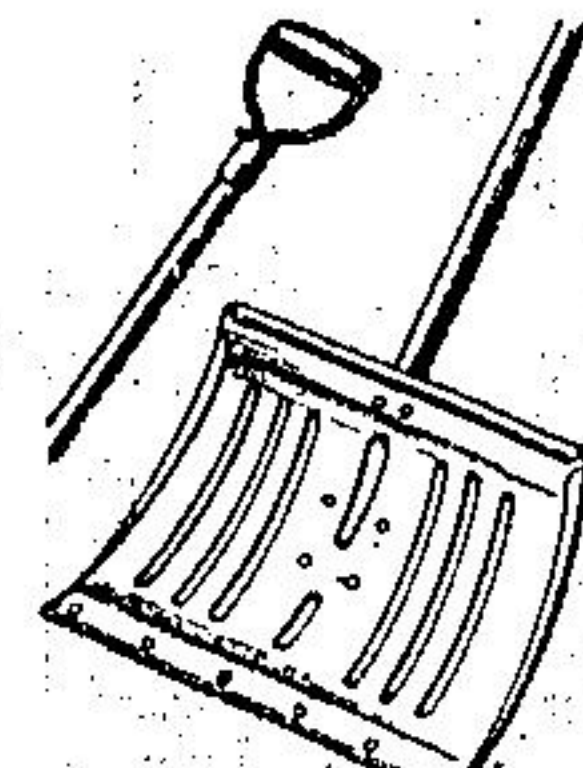
18" Steel Snow Pusher **584** ..

Just what you need for those really big snow removal jobs. Heavy gauge steel with braced 'D' handle. 590-077



'D' Handle All-Purpose Shovel **508** ..

Good quality hot formed steel blade. Measures approx. 14 x 11 1/2". Great to keep in the car. ... 590-019



24" Aluminum Snow Pusher **999** ..

Special alloy heavy-gauge alum. for longer life. Fire-hardened Ash handle with 'D' grip. 590-073