



Let's talk about horses

By Jennifer Barr

Now that spring is coming (despite the weather) most people are thinking of riding more often. For a great many "backyard" horse owners the winter has been a time merely to feed and pat the horse rather than ride him. Most horses are fat and out of shape from a winter of eating and walking around a paddock. Come to think of it, so are most owners.

Hopefully your horse has had daily exercise turned out freely. If he has been shut in a barn all winter I won't even comment (the four letter words won't go through the computer!) You are probably wanting to enter some shows, go trail riding or just plain pleasure riding. Both of you will need some preparation for this.

Try to have some sort of schedule in mind—it really helps. For example, first riding time: ten minutes of walking, five minutes trotting, five minutes walking again, five minutes sitting trot, some exercises at the walk for you and some circles, turns, halts etc. for the horse—no more than a half hour at first.

Gradually increase this, include a little cantering the second or third time out—no more than five minutes though. After a couple of weeks you'll both stop aching, the horse's gait will be smoother as he becomes supple and you'll be sitting the saddle better.

If you don't take your time and muscle up your horse, you place undue stress on him. He can become subject to breathing and leg problems and end up being an expensive, useless, unhappy animal. Enough said.

Question: I ride my horse in a snaffle bit but have trouble stopping him when we are out riding. Should I go to a more severe bit?

Answer: There's two alternatives here, you could use a dropped and nosed with the snaffle, or you could go to a curb bit—either a western curb or an English pelham depending how you ride.

Exercises in a closed paddock will help him. When trotting or cantering and you decide to ask for a halt, warn him at first by taking up the reins a bit and sitting back slightly. Ask for a halt by driving your spine under you and into the saddle (sounds painful doesn't it?); squeeze your legs in order to get his hind legs under him and take a little on the reins. Take and release several times as firmly as necessary to stop him then reward him with a tidbit.

Please send letters to Jennifer Barr, R.R. 2, Acton.

Ospringle . . .

Continued from Page B4

Arthur Tranah.

Mr. and Mrs. H.R. Howard's guests over the weekend were their daughter and son-in-law, Mr. and Mrs. Robert Craig of London, and their grand-daughter Linda Furlonger of Waterloo University.

Demonstrations
The Ospringle 2 Super Knits at their fourth and fifth meetings have had demonstrations on appliques, adjusting patterns for knits, and making mittred, bound, and rolled neckbands. At the sixth meeting they were shown several zipper insertions, and applications of elastic. On March 21 they went on a bus trip, along with Ospringle 1 and Minissa, to Hespeler, to the woollen mills. They toured one of the mills, and shopped at the fabric store for some materials to work on.

Choose it from Canada's largest rental fleet of GM cars and GMC trucks.

Charge it Tilden honours most credit cards



TILDEN
ANDREW MURRAY
MOTORS
45 Mountainview Road N.
877-4944
GEORGETOWN

BEAVER


everything you need to make it on your own.

has more in 74

BEAVER

Regina Elektrikbroom
33⁷⁷

Featherweight vacuum does anything a broom can do, but better! Great for quick clean-ups and stairs. Powerful two-speed motor. Pile-dial adapts nozzle to rug height and bare floors. Convenient dirt cup empties... no bags to replace.



Regina Vacuum
43⁸⁷

A powerful workhorse that'll take the drudgery out of spring cleaning. Complete set of attachments handles everything from floors to ceilings. Rug nozzle has pile height adjustment, dusting brush, upholstery nozzle, crevice tool, 3 chromed wands, two disposable filter bags, flexible White hose, Riviera Blue with White-and-Chrome trim.

Carpet Sweeper

Between vacuuming help from O Cedar... picks up surface thread, dust, crumbs.

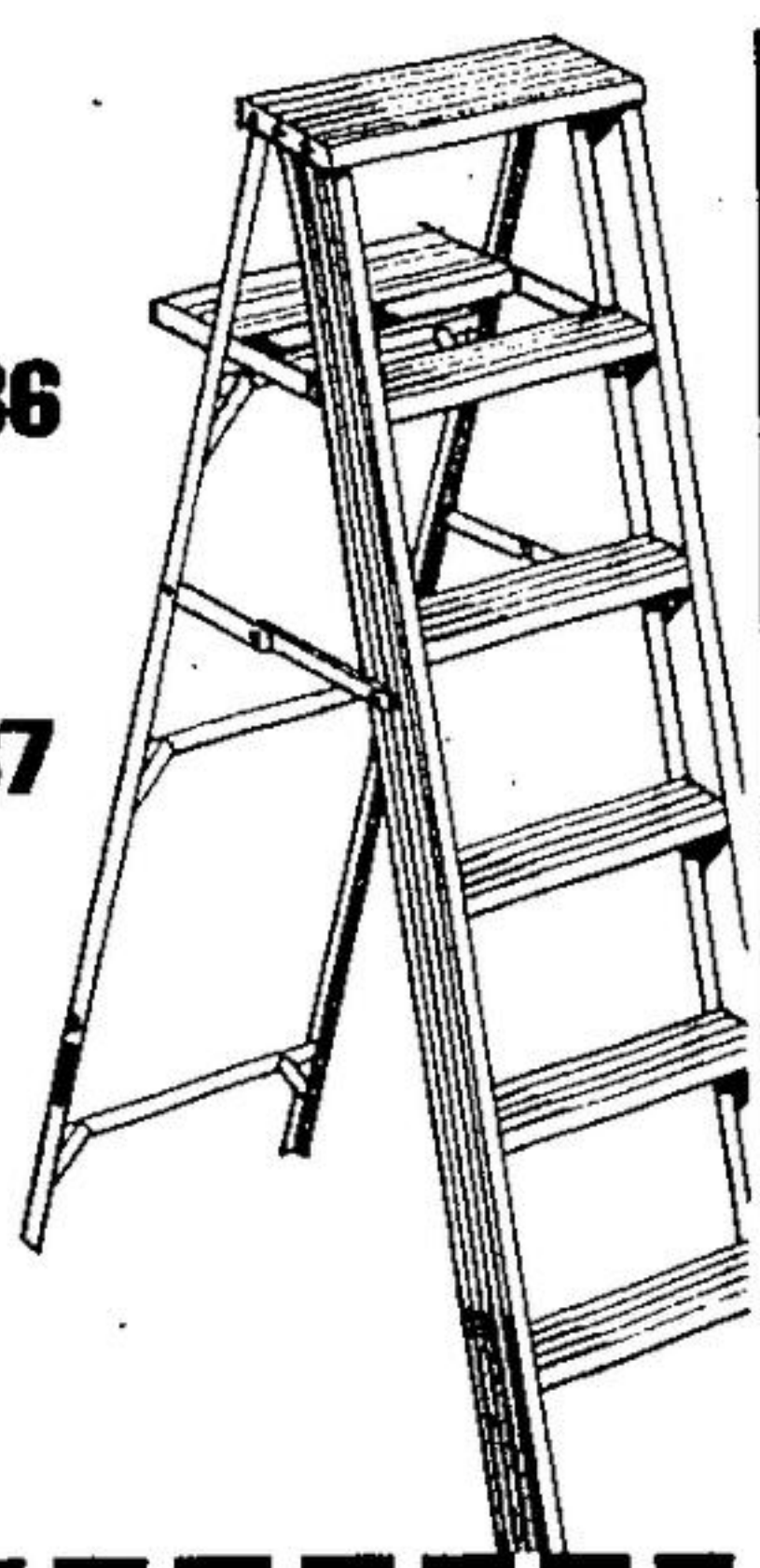
4⁷⁷

The Great Spring Clean-up... a beautiful investment!

6' Aluminum Stepladder

Low spring clean-up price. Sturdy 3" side rails with serrated steps. Anti-skid feet. C.S.A. safety approved.

13⁸⁶



Galvanized Scrub Tub

Hot-dipped, heavy steel is leak, rust proof. 3 1/2 gallon.

2⁸⁷



BEAVER No. 25 handyman tips

Spring Cleaning

Rubber Heel Marks on vinyl floors can be removed with petroleum solvent such as Mac Eachern Wax Stripper.


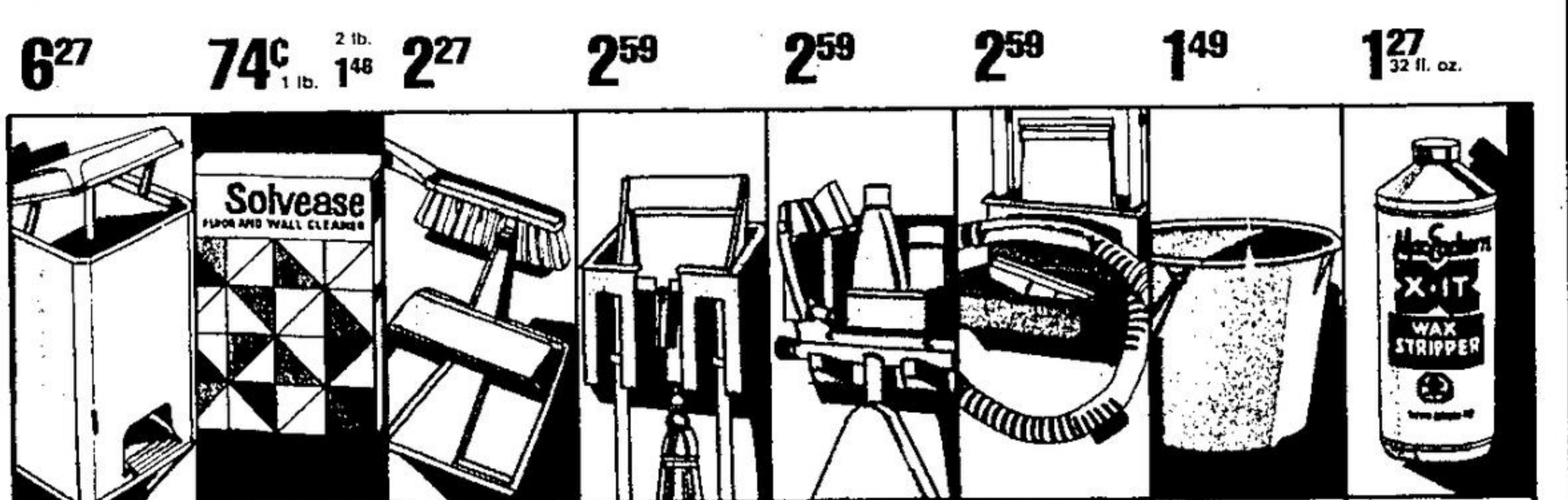
Wax Build-Up. Self-polishing wax needs ammonia solution and scrubbing with stiff brush. For other waxes use solvent-type wax remover, such as Mac Eachern Wax Stripper.

Black-Stained Hardwood Floors. Place soft cloth soaked in concentrated oxalic acid on spot until stain is gone.

Stained Walls around heat registers can be cleaned with solution of trisodium phosphate sold at Beaver.

Removing Cellulose Tape from walls is difficult. Try heating it with warm iron. A petroleum solvent or nail polisher remover may then remove the adhesive.

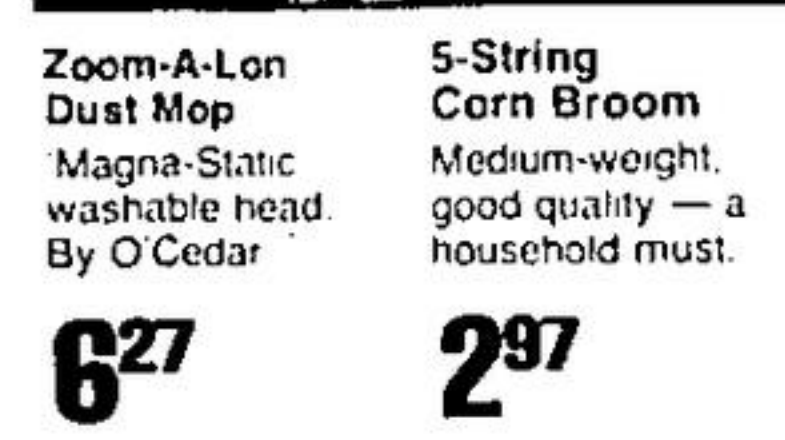
- Ekco Step-On Can** White, Avocado, Poppy or Gold. Plastic liner. **6²⁷**
- Solvease Floor & Wall Cleaner** Pro-style, lifts dirt and grease without scrubbing. **74^c** 2 lb. 1.48
- Sweep-up Kit** Enameled steel dustpan with magnetic brush. **2²⁷**
- Broom & Mop Holder** A Rubbermaid organizer for broom closet. **2⁵⁹**
- Ironing Organizer** Holds board, iron, sprays. By Rubbermaid. **2⁵⁹**
- Vacuuming Organizer** Store tools, etc. on closet door. By Rubbermaid. **2⁵⁹**
- Neat 'n Tidy Bucket** 8 qt. capacity. Rubbermaid famous quality. **1⁴⁹**
- Mac Eachern Wax Strip** Removes stubborn wax on linoleum, vinyl, rubber. **1²⁷** 32 fl. oz.



Windex Window Cleaner

Let all the sun in! 20 fluid ounce aerosol can. Our spring clean-up price, only

87^c



Oven Cleaner

Let Easy Off handle that messy job! 14 ounce aerosol can.

1³⁷

Push Broom

Ideal for those big garage clean ups. Fibre mixture.

4⁷⁷



Mac Eachern Liquid Wax Heavy duty for vinyl, rubber, mastic, linoleum. **97^c** 27 fl. oz.

Mac Eachern Paste Wax Highest grade carnauba wax for hardwood. **97^c** lb.



OPEN

9 a.m. to 9 p.m. Monday to Friday

Saturday 8:30 a.m. to 6 p.m.

316 Guelph Street E., Georgetown — 877-2234