
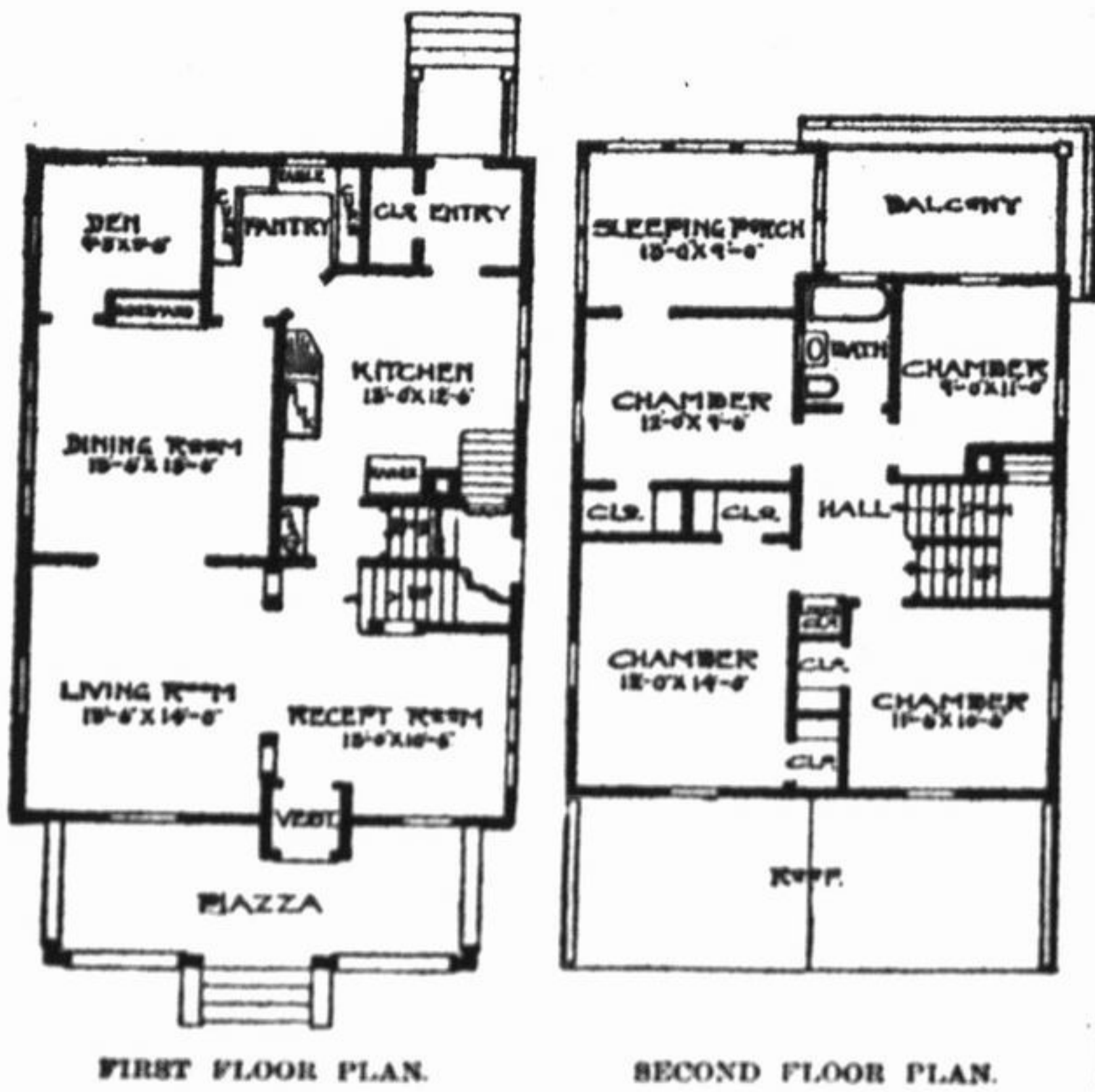


# A NEAT DESIGN FOR ROUGH CAST.

Design 754, by Glenn L. Saxton, Architect, Minneapolis, Minn.



PERSPECTIVE VIEW—FROM A PHOTOGRAPH.



FIRST FLOOR PLAN.


SECOND FLOOR PLAN.

This design provides a piazza across the front, with reception room opening together with living room by columned archway. Combination stairway from the reception room; also from the kitchen with a grade door and stairway to basement. Dining room is well lighted. Sideboard built in. Den in rear. Large pantry and good sized kitchen. Entry has space for refrigerator, with large closet. In the second story four chambers, sleeping porch and a balcony, large closets and bathroom. Full basement under entire house. First story, 9 feet; second story, 8 feet. Size, 28 feet wide and 37 feet 6 inches deep, exclusive of piazza and rear porch. Finish in first story red oak or birch. Finish in second story pine to paint. Maple or birch floors. Cost to build, exclusive of heating and plumbing, \$3,900.

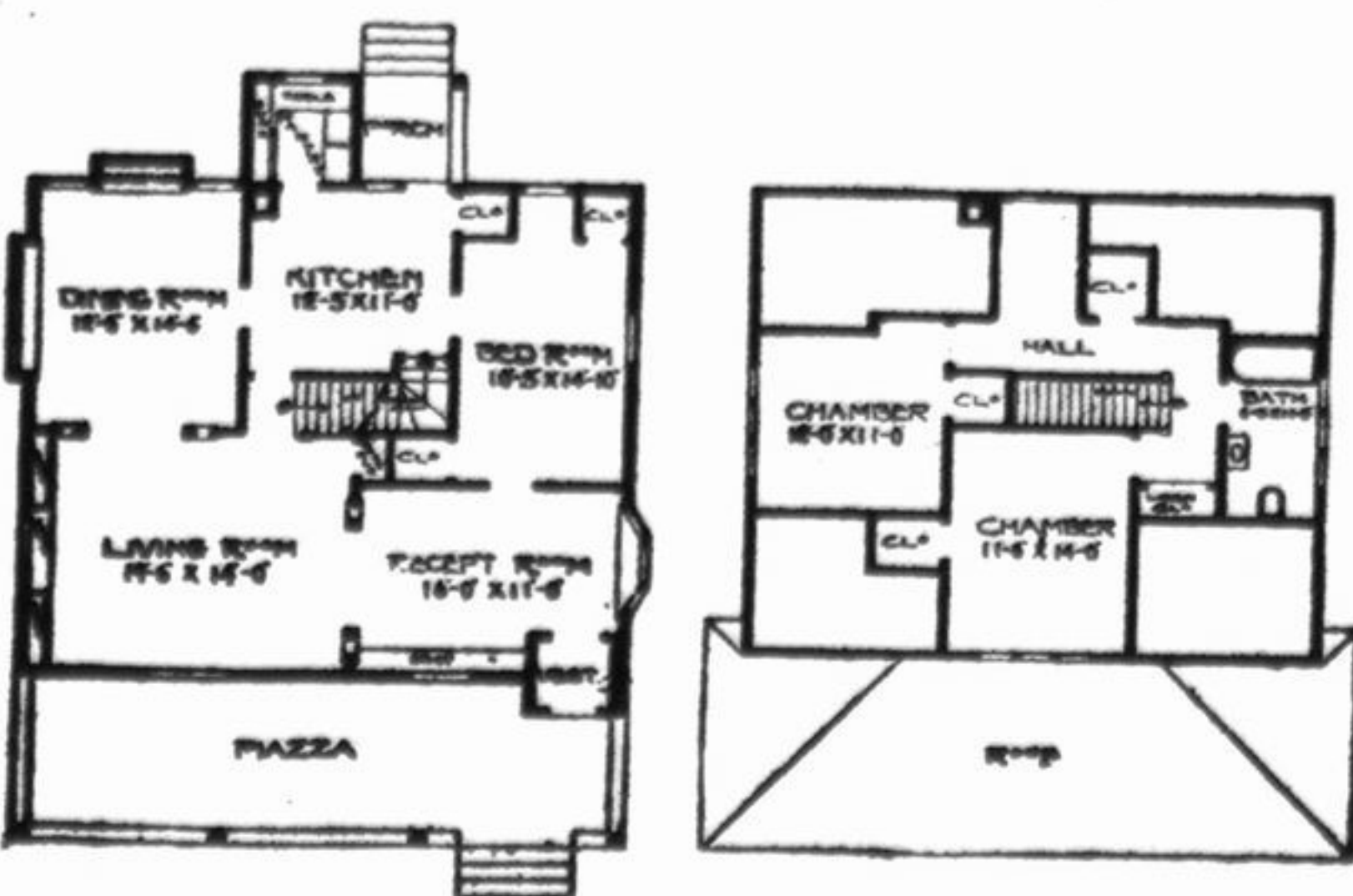
Upon receipt of \$1 the publisher of this paper will supply a copy of Saxton's book of plans, "American Dwellings." It contains 254 up to date designs of cottages, bungalows and residences costing from \$1,000 to \$6,000.

# AN ORIGINAL BUNGALOW TYPE.

Design 755, by Glenn L. Saxton, Architect, Minneapolis, Minn.



PERSPECTIVE VIEW—FROM A PHOTOGRAPH.



FIRST FLOOR PLAN.

SECOND FLOOR PLAN.

In this plan the principal rooms open together by pedestaled archways with square columns. Second story has two chambers and bathroom. Size, 27 feet wide and 30 feet deep over the main part. Full basement. First story, 9 feet; second story, 8 feet. Finish throughout first story red oak or birch, second story pine to paint. Birch or maple floors. Cost to build \$3,900.

Upon receipt of \$1 the publisher of this paper will supply a copy of Saxton's book of plans, "American Dwellings." It contains 254 up to date designs of cottages, bungalows and residences costing from \$1,000 to \$6,000.

# Social Forms and Entertainments



### Novel Kitchen Shower.

A recent bride was the recipient of this very pretty shower, which was given on the lawn surrounding a beautiful old-fashioned home.

The guests were welcomed on the porch, and then went out on the lawn, which was set with tables and chairs, with rugs spread down. Several huge umbrellas made resting places for those who wished them and there was a bowl of delicious fruit punch with a little sister of the hostess presiding.

From the branches of trees, large shrubs, and attached to strings strung across the lawn, there were all sorts of bulky wrapped parcels. A large clothes basket tied with white satin ribbons was brought forth and the honored guest was handed a large pair of shears tied with white ribbon and told to cut down the parcels, each of which was marked with the donor's name and a sentiment to be read aloud. Many of the articles were accompanied by reliable recipes; for instance, muffin irons, salad molds, cake tins, and pie pans had only and tried family rules attached; greatly to the bride-elect's satisfaction. A delicious supper was served at six o'clock, to which the bridegroom and his men friends were asked.

Afterwards the gifts were all packed in the clothes basket and the happy little honoree was escorted home, amid much merriment.

### Revival of Archery.

At many of the eastern resorts archery is a favorite pastime, along with croquet and tennis. The girls wear "middy" suits with gay blazer coats, pink, green, red and combination stripes predominating. The hostess arranges match games, with prizes, and picnic refreshments are served with plenty of iced drinks. Saturday afternoon is an acceptable time for the affair, as the men who are forced to work are free at that time. Entertaining in the open is all the rage, and hostesses are making the most of the glad summer time.

Afternoon Dances and Tea. Mid-summer affairs are not fascinating and informal; invitations are telephoned to a number of friends, who appear in strictly warm weather clothes; the women in lingerie and the men in flannels or duck trousers and some in entire suits of pongee. Tea and ices are served and there is

dancing in the drawing-room, on the porch and sometimes on a platform on the lawn. These "tea dances" are the most popular affairs to give, and the hours may be from four to seven. Buffet refreshments are served in the dining-room; the men assisting. Very formal and large affairs are given on this same plan for which cards are sent, with "Tea in the Garden;" sometimes, "Music" is added "at five o'clock."

Informal dancing of the "tango," "Turkey trot" and "Boston" are all permissible, and if properly danced are no more harmful than any other round dances; so after all it is a question of individuality. "To the pure all things are pure."

### A "Mother Goose" Party.

A famous Newport hostess recently gave a "Mother Goose" party to which the guests were bidden to come representing characters from that most interesting book, whose popularity is undiminished. This scheme is practical for either old or young guests, and "Mother Goose" may bid the assembling of her goslings, knowing full well that the affair will be a success. A huge "Jack Horner" pie makes an appropriate centerpiece, with a row of cute celluloid birds (24 of them) perched around the edge. Tarts should be a part of the refreshment menu; also honey sandwiches in remembrance of the "Queen who ate bread and honey in the parlor." Suggestions for costumes may be found in an illustrated copy of "Mother Goose," one with color preferred.

It is an item of interest to know that the author of "Mother Goose" is buried in a Boston cemetery.

### New Blind Man's Buff.

Seat the players in a circle with the blind man in the center on a chair for "teacher." A word is given to each player from a well-known song, for instance, take "Way Down Upon the Suwanee River," etc., and when the teacher says "begin," the one at the top of the circle sings his or her word; if the voice is recognized, the teacher takes his place. This is also done by using the words "Oh" and "Ah," or the vowels. Each player disguises the voice, and the teacher may have two guesses as to "who is who."

MADAME MERRI.

### Waists for the Traveler.

Crepe de chine are popular and practical, as they clean easily. The familiar double frill is still used, as are also narrow frills which outline the front pleats, or follow the side fastening. They have the button through collar and cuffs, with long shoulder lines. Wash silks have broad or narrow stripes in purple, gray, blue, rose, yellow, or brown. Then again any color may be found with a white stripe. All these silks are made in the mannish style. Unlined net and lace waists are also very practical, as they are easily laundered and cool.

### For Children's Dresses.

Thin white cotton crepe with inserts of baby Irish lace medallions is a combination for children's dainty dresses.

# BRIGHT COLORS FOR CHILDREN'S HATS



LITTLE maids are fortunate in having the greatest variety in hats to choose from that has ever been provided for them. Any number of shapes, diminutives of those brought out for grown-ups, have been made for little girls. Two of them, suited to children from five to ten years, are shown here.

In these, as in so many of the new fall models, the shapes are covered with plush and faced with soft, thin silk. The hat with brim turning up at the side has a soft crown, a puff of plush unsupported by wires or buckram. This is one of the features of new millinery. It is carefully finished and is untrimmed except for the small wing mounted at the front. Plushes and velvets do not admit of much trimming.

The little bonnet covered with plush, shown in the second picture, has a crown in the shape. The plush is fitted smoothly over crown and brim. This model is made of black plush with facing of light blue ribbon, side-plated. There is a sash and knotted tie of the same ribbon for trimming. But what delights the eyes of the little wearer most is the little cluster of blue and pink ostrich feathers, regular baby plumes, which is mounted at the left and near the back of the bonnet.

Much velvet ribbon and many simple fancy feathers are featured in children's millinery. Girls of all ages have been carefully considered and amply provided for in the new season's styles by those who specialize and make only headwear for them.

Bright colors and rich fabrics have been perfectly managed and children's millinery is more interesting and more attractive than ever.

JULIA BOTTOMLEY.

# COLORS IN UPTURNED HEMS

Pretty idea, and the Latest in Vogue, is to Have Contrast With the Rest of the Skirt.

The innovation in upturned hems on the outside of the skirt has given the colorists another chance to put in a dash of tone that will contrast with the rest of the skirt. As Roman stripes and Scotch plaids continue to reappear, on the best of the new clothes, it is only natural that they should find an abiding place at the bottom of the skirt or at the edge of one of those wired trunks that are made of all kinds of thin material.

There is a dark blue coat suit of gabardine which has a two-inch hem of red, white and blue plaid bound with a black velvet ribbon at the top; the coat does not have a collar of the plaid which is the first thing one thinks of its having, but the Scotch silk shows up as envelope flaps to the three pockets, which are edged with a black velvet ribbon and fastened over a black velvet button.

### To Embroider for "Him."

It is not often that one finds an opportunity to embroider anything but monograms on a man's clothing. A certain proud spouse, however, recently became an object of envy to his friends when he displayed for their admiring glances an embroidered silk shirt. His skillful wife had filled in with lavender silk floss the small lavender designs on the white ground. In this particular instance the embroidering was done after the shirt was made up, just as it had come from the haberdasher's. If the shirt is made at home, the embroidering is done before the material is made up. The satin stitch is used with pleasing results for this purpose. It is only necessary to embroider the front.

### All-Black Hat Smartest.

The all-black hat is the smart headgear of the hour, regardless of the shape, and it is a practical choice for the beach. A black hat does not look quite as summery or light as an all-white hat, but the sun cannot damage it as it can one of colored straw, or even one of the natural tone straw, which may become actually sunburnt. There is a fad for trimming some of the black hats with blue ribbon bows, and a few of the bolder spirits among the fashion leaders are appearing in brown straw hats. When the latter are worn with brown shoes and stockings and a sash of brown moire or tulle the effect is really artistic.

### Sweet Odors.

The greatest profusion of sweet odors comes to us from France and always are the perfumers adding a new triumph to their art. Faint, delicate perfumes haunt us as does the breath of spring. A scent that combines a spicy, woody smell with the faint, sweet suggestion of flowers is one of the new bouquet perfumes.

### Colored Coat.

The coat of colored jersey cloth has taken the place of the sweater for outdoor wear, says the New York Press. It is made loose, with a belt of the material, envelope pockets and wide turnover cuffs that are attached at the edge.

# DAINTIEST OF BOUDOIR BAGS

Sweet Grass, Modeled in Pretty Shapes, Excellent Receptacles for the Summer Fancy Work.

Sweet grass receptacles seem to be the most suitable of all fabrics for holding summer fancy work, and the smaller-sized baskets come in wonderfully attractive shapes to be transformed into bags. One size, a miniature replica of the old-fashioned stocking basket, is fitted with a satin bag attached plainly an inch from the mouth of the basket, consist of a sweet grass thimble holder, a tiny satin emery and a reel of thread. Trimming the outer rim of the basket's mouth or lip are clusters of narrow satin ribbon alternating with tabs ending with little bowknots, also in ribbon.

Still more practical is a round and flat sweet grass basket in Roman colorings, to which is attached a huge bagtop of flowered satin lined with China silk. By stitching the outer side of the bag and its lining perpendicularly, to divide them into four sections, and then running draw ribbons through their several shirred tops, four separate pockets for sewing utensils can be formed, leaving a space in the center of the main bag for miscellaneous articles.

# IN BLACK CHARMEUSE



Here is a practical model in black charmeuse with a cross-over bodice and pointed basque. The sleeves are in white nylon trimmed with lace and finished with soft satin ribbon. A separate tulle gumpie may be worn over the bare throat if preferred.

### Fall Coiffure.

The fall coiffure for evening will be built as high as possible. There will be little or no hair over the ears.

# VISITING DRESS AND COSTUME



THE dress pictured would make up well in fine serge, Shantung, or sponge cloth. A perfectly plain skirt is made, then on this is an effective trimming of figured foulard, fine brocade or sponge cloth; it is taken down front in a double strap, which merges into one deep band at back. On the bodice is a tabard of the trimming, taken to waist at back and front; at the neck it is edged with a narrow fold of satin arranged in a bow in front; tucked net forms the small collar and yoke. The waist is encircled with a fold of satin arranged in a bow at the side. Hat of soft satin, trimmed with bows of the same and a small bunch of flowers.

Materials required: 2 1/4 yards 48 inches wide, 2 1/4 yards trimming 40 inches wide.

The costume has a skirt of Delph blue and white checked cloth; this is made with a wrapped seam down center of front, trimmed part way with buttons and loops. For the coat, plain blue cloth is used; it has a deep, rather full basque, cut with points at each side; the bodice part has a sloping front trimmed at right side with buttons and loops; the sleeves have deep cuffs and are set into the armholes under wrapped seams. Hat of satin, trimmed with an egrette at left side of front.

Materials required: 2 1/4 yards check 44 inches wide for skirt, 3 yards check 44 inches wide for coat, 1 dozen buttons, 6 yards silk or satin for lining coat.