

Ontario reports 1,095 new COVID-19 cases, including 27 in greater Kawarthas region

kawarthanow.com/2021/05/26/covid-19-update-for-peterborough-and-the-greater-kawarthas-region-may-26-2021/



Here's an update on COVID-19 cases in Ontario as well as in the greater Kawarthas region.

Today, Ontario is reporting 1,095 new cases, with 4 of Ontario's 34 health units reporting triple-digit increases. The seven-day average of daily cases has decreased to 1,622 and the proportion of active cases has decreased for the 37th straight day, with 95% of all cases now resolved.

There has been a small increase in hospitalizations and a smaller decrease in ICU admissions and patients on ventilators. Ontario is reporting 23 new deaths, including 2 in long-term care homes.

With almost 8.4 million vaccine doses administered, almost 57% of Ontario's total population has now received at least one dose of vaccine. A record number of people received their second dose yesterday, with almost 3.9% of the entire population now fully vaccinated.

In the greater Kawarthas region, there are 27 new cases to report (including 12 in Peterborough, 9 in Hastings Prince Edward, 5 in Northumberland, and 1 in Kawartha Lakes), with an additional 31 cases resolved.

The net number of active cases across the region has decreased by 6 to 299, with active cases increasing in Northumberland and Hastings Prince Edward, decreasing in Kawartha Lakes and Haliburton (which no longer has any active cases), and remaining unchanged in Peterborough.

See below for details from each individual health unit.

Advertisement - story continues below

Most of the new cases reported today are in Toronto (257), Peel (215), Durham (123) and York (101).

There are double-digit increases reported today in Ottawa (64), Hamilton (54), Middlesex-London (50), Niagara (36), Waterloo (31), Halton (27), Porcupine (19), Simcoe Muskoka (18), Windsor-Essex (13), Brant (13), Peterborough (11), Haliburton, Kawartha, Pine Ridge (10), and Haldimand-Norfolk (10), with smaller increases in Wellington-Dufferin-Guelph (9) and Southwestern (8).

The remaining 15 health units are reporting 5 or fewer new cases, with 3 health units reporting no new cases at all.

Of today's new cases, 65% are among people 39 and younger, with the highest number of cases (460) among people ages 20-39 followed by 261 cases among people ages 40-59 and 247 cases among people 19 and under.

With 2,371 more cases resolved since yesterday, the percentage of resolved cases has increased by 0.3% to at 95.0% — the 37th straight day the percentage of resolved cases has increased. The average positivity rate across Ontario has decreased by 0.9% to 5.3%, meaning that 53 out of every 1,000 tests performed were positive for COVID-19 on May 25.

Ontario is reporting 23 new COVID-19 deaths today, including 2 deaths in long-term care homes, with the seven-day average of daily deaths decreasing by 1 to 21.

Hospitalizations have increased by 48 from yesterday to 1,073, although more than 10% of hospitals did not submit data for yesterday's report so yesterday's number may have been underreported. The number of patients with COVID-19 in ICUs has decreased by 20 to 672 and the number of patients with COVID-19 on ventilators has decreased by 29 to 469.

A total of 24,008 tests were completed yesterday, with the backlog of tests under investigation increasing by 11,068 to 18,518.

A total of 8,386,950 doses of vaccine have now been administered, an increase of 135,308 from yesterday, and 569,317 people have been fully vaccinated with both doses of vaccine, a record increase of 25,029 from yesterday.

The number of fully vaccinated people represents 3.86% of Ontario's population, an increase of 0.17% from yesterday, with fully and partially vaccinated people representing 56.93% of the total population, an increase of 0.95% from yesterday. An estimated 70-90% of the population must be immunized to achieve herd immunity.

Advertisement - story continues below

In the greater Kawarthas region, there are 27 new cases to report, including 12 in Peterborough, 9 in Hastings Prince Edward, 5 in Northumberland, and 1 in Kawartha Lakes. There are no new cases in Haliburton.

There are 21 new regional cases of variants of concern, including 9 in Peterborough, 6 in Hastings Prince Edward, 4 in Kawartha Lakes, and 2 in Northumberland.

There has been 1 new hospitalization in Peterborough and 1 new hospitalization in Kawartha Lakes.

An additional 31 cases have been resolved, including 12 in Peterborough, 8 in Hastings Prince Edward, 8 in Kawartha Lakes, 2 in Northumberland, and 1 in Haliburton. An outbreak at Quinte 5 at QHC Belleville General Hospital was declared over on May 25. An outbreak at Helping Hands Day Care in Peterborough County was declared resolved on May 26.

There are currently 299 active cases in the greater Kawarthas region, a decrease of 6 since yesterday, including 139 in Kawartha Lakes, 89 in Peterborough, 37 in Hastings Prince Edward (11 in Quinte West, 6 in Belleville, 3 in Tyendinaga & Deseronto, 4 in Prince Edward County, 7 in Central Hastings, and 6 in North Hastings), and 34 in Northumberland. There are no active cases in Haliburton.

Since the pandemic began in the greater Kawarthas region, there have been 1,480 confirmed positive cases in the Peterborough area (1,372 resolved with 19 deaths), 965 in the City of Kawartha Lakes (783 resolved with 56 deaths), 914 in Northumberland County (863 resolved with 17 deaths), 118 in Haliburton County (117 resolved with 1 death), and 1,112 in Hastings and Prince Edward counties (1,064 resolved with 11 deaths). The most recent death was reported in Peterborough on May 25.

The provincial data in this report is pulled from Ontario's integrated Public Health Information System (iPHIS) at 4 p.m. the previous day, as well as from systems in Toronto, Ottawa, and Middlesex-London at 2 p.m. the previous day. Data from local health units is more current and is usually reflected in the provincial data the following day. There may be discrepancies between the Ontario data reported today (which is from yesterday) and the local health unit data reported today (which is from today).

Advertisement - story continues below

Peterborough Public Health

Peterborough Public Health's service area is the City and County of Peterborough and the Hiawatha and Curve Lake First Nations.

The health unit provides daily reports, including on weekends, excluding statutory holidays.

Confirmed positive: 1,480 (increase of 12)

Total variants of concern cases: 660 (increase of 9)

Active cases: 89 (no change)

Close contacts: 269 (decrease of 36)

Deaths: 19 (no change)

Resolved: 1,372 (increase of 12)

Hospitalizations (total to date): 66 (increase of 1)*

ICU admissions (total to date): 15 (no change)

Total tests completed: Over 52,150 (increase of 50)

Total vaccine doses administered (residents and non-residents): 69,989 (increase of 3,944 as of May 20)

Number of residents who have received first dose: 64,199 (increase of 3,675 as of May 20)

Number of residents fully vaccinated: 4,852 (increase of 277 as of May 20)

Outbreaks: Unidentified congregate living facility #3 in the City of Peterborough, Unidentified workplace #9 in Peterborough County, Unidentified workplace #10 in Peterborough County, Fairhaven long-term care home in Peterborough (decrease of 1)**

**As of May 26, Peterborough Regional Health Centre is reporting 11 patients currently hospitalized with COVID-19 (increase of 1) and a total of 76 patients transferred from other areas as a result of a provincial directive (no change).*

***An outbreak at Helping Hands Day Care in Peterborough County was declared resolved on May 26.*

Haliburton, Kawartha, Pine Ridge District Health Unit

The Haliburton, Kawartha, Pine Ridge District Health Unit's service area is the City of Kawartha Lakes, Northumberland County, and Haliburton County.

The health unit provides reports from Monday to Saturday, excluding Sundays and statutory holidays.

Confirmed positive: 1,997, including 965 in Kawartha Lakes, 914 in Northumberland, and 118 in Haliburton (increase of 6, including 1 in Kawartha Lakes and 5 in Northumberland)*

Total variants of concern cases: 680, including 334 in Kawartha Lakes, 312 in Northumberland, and 33 in Haliburton (increase of 6, including 4 in Kawartha Lakes and 2 in Northumberland)

Active cases: 173, including 139 in Kawartha Lakes, 34 in Northumberland, and 0 in Haliburton (net decrease of 6)

Probable cases: 1 in Kawartha Lakes (no change)

Hospitalizations (total to date): 72, including 38 in Kawartha Lakes, 31 in Northumberland, and 3 in Haliburton (increase of 1 in Kawartha Lakes)**

Deaths (including among probable cases): 74, including 56 in Kawartha Lakes, 17 in Northumberland, and 1 in Haliburton (no change)

Resolved: 1,763, including 783 in Kawartha Lakes, 863 in Northumberland, and 117 in Haliburton (increase of 11, including 8 in Kawartha Lakes, 2 in Northumberland, and 1 in Haliburton)

Tests completed: 191,761 (no change)

Vaccine doses administered to residents: 95,921 (increase of 10,136 as of May 25)

Number of residents fully vaccinated: 7,335 (increase of 2,458 as of May 25)

Outbreaks: Central East Correctional Centre in Lindsay, Campbellford Farm Supply LTD (no change)

**The health unit states that total counts and counts for individual counties may fluctuate from previously reported counts as cases are transferred to or from the health unit based on case investigation details and routine data cleaning.*

***As of May 26, Ross Memorial Hospital in Lindsay reports 3 patients hospitalized with COVID-19 (decrease of 1).*

Hastings Prince Edward Public Health

Hastings Prince Edward Public Health's service area is Hastings County (including Bancroft) and Prince Edward County.

The health unit provides daily reports, including on weekends, excluding statutory holidays.

Confirmed positive: 1,112 (increase of 9)
Confirmed variants of concern cases: 469 (increase of 6)
Active cases: 37 (increase of 1)
Deaths: 11 (no change)
Currently hospitalized: 10 (no change)
Currently hospitalized and in ICU: 4 (no change)
Currently hospitalized and in ICU on ventilator: 3 (no change)
Resolved: 1,064 (increase of 9)
Tests completed: 142,926 (increase of 23)
Vaccine doses administered: 86,951 (increase of 2,191)
Number of people fully vaccinated: 6,882 (increase of 121)
Outbreaks: Unidentified workplace in Belleville (net decrease of 1)*

**An outbreak at Quinte 5 at QHC Belleville General Hospital was declared over on May 25.*

Advertisement - story continues below

Province of Ontario

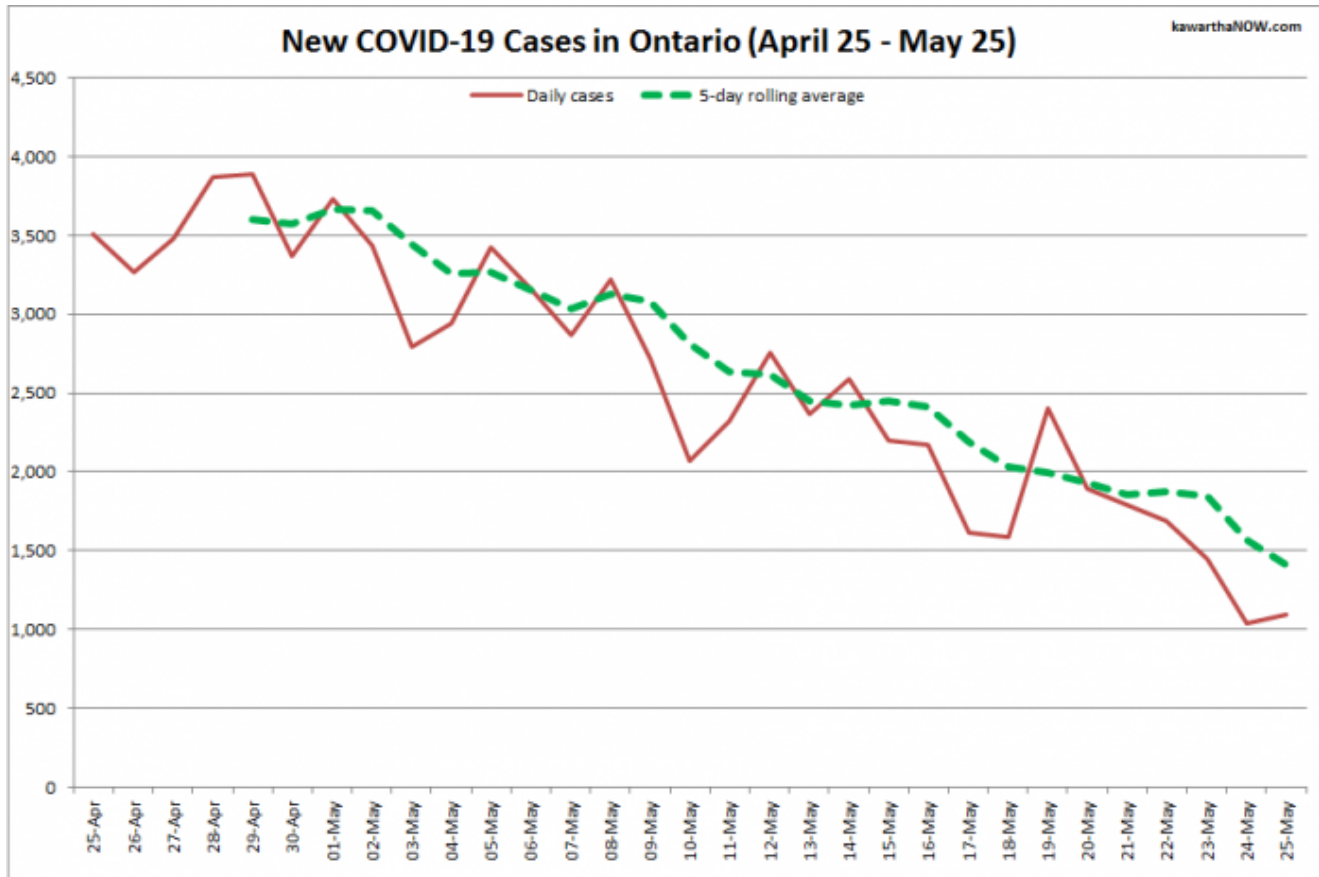
Confirmed positive: 526,045 (increase of 1,095)
COVID-19 variants of concern (VOC) cases: 121,122 of B.1.1.7 UK variant (increase of 992); 836 of B.1.351 South Africa variant (increase of 19); 2,505 of P.1 Brazilian variant (increase of 43)
VOC R(t): 0.83 (decrease of 0.01 as of May 16)*
7-day average of daily new cases: 1,622 (decrease of 71)
Positivity rate: 5.3% (decrease of 0.9%)
Resolved: 499,640 (increase of 2,371), 95.0% of all cases (increase of 0.3%)
Hospitalizations: 1,073 (increase of 48)
Hospitalizations in ICU: 672 (decrease of 20)
Hospitalizations in ICU on ventilator: 469 (decrease of 29)
Deaths: 8,678 (increase of 23)
7-day average of daily new deaths: 21 (increase of 2)
Deaths of residents in long-term care homes: 3,950 (increase of 2)
Total tests completed: 15,065,732 (increase of 24,008)
Tests under investigation: 18,518 (increase of 11,068)
Vaccination doses administered: 8,386,950 (increase of 135,308), 56.93% of Ontario's

total population (increase of 0.95%)**

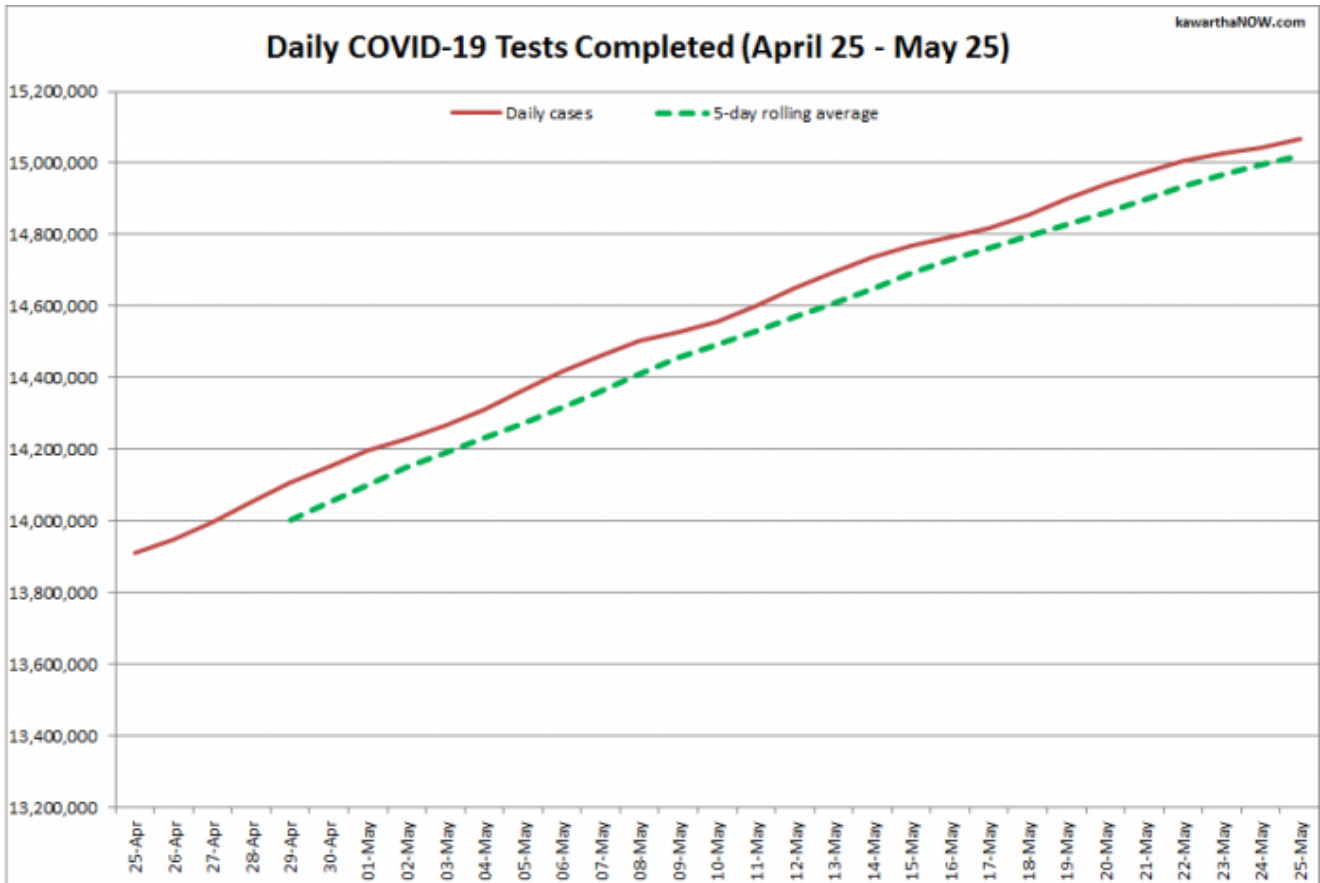
People fully vaccinated (two doses): 569,317 (increase of 25,029), 3.86% of Ontario's total population (increase of 0.17%)**

**R(t) is a virus's effective reproduction number, which is the average number of new infections caused by a single infected individual at a specific time (t) in a partially immunized population. To successfully eliminate a disease from a population, R(t) needs to be less than 1.*

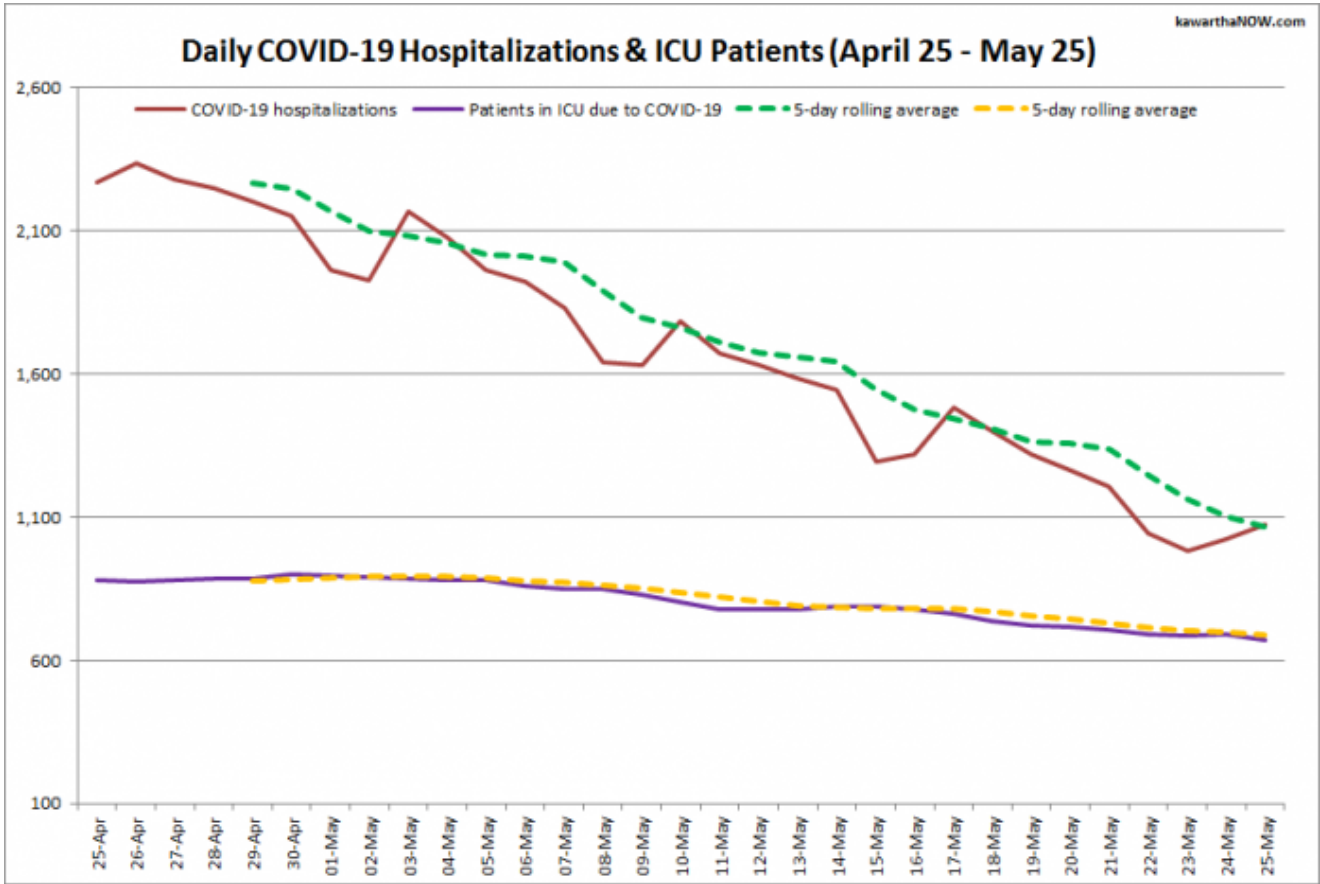
***An estimated 70-90% of the population must be immunized to achieve herd immunity.*



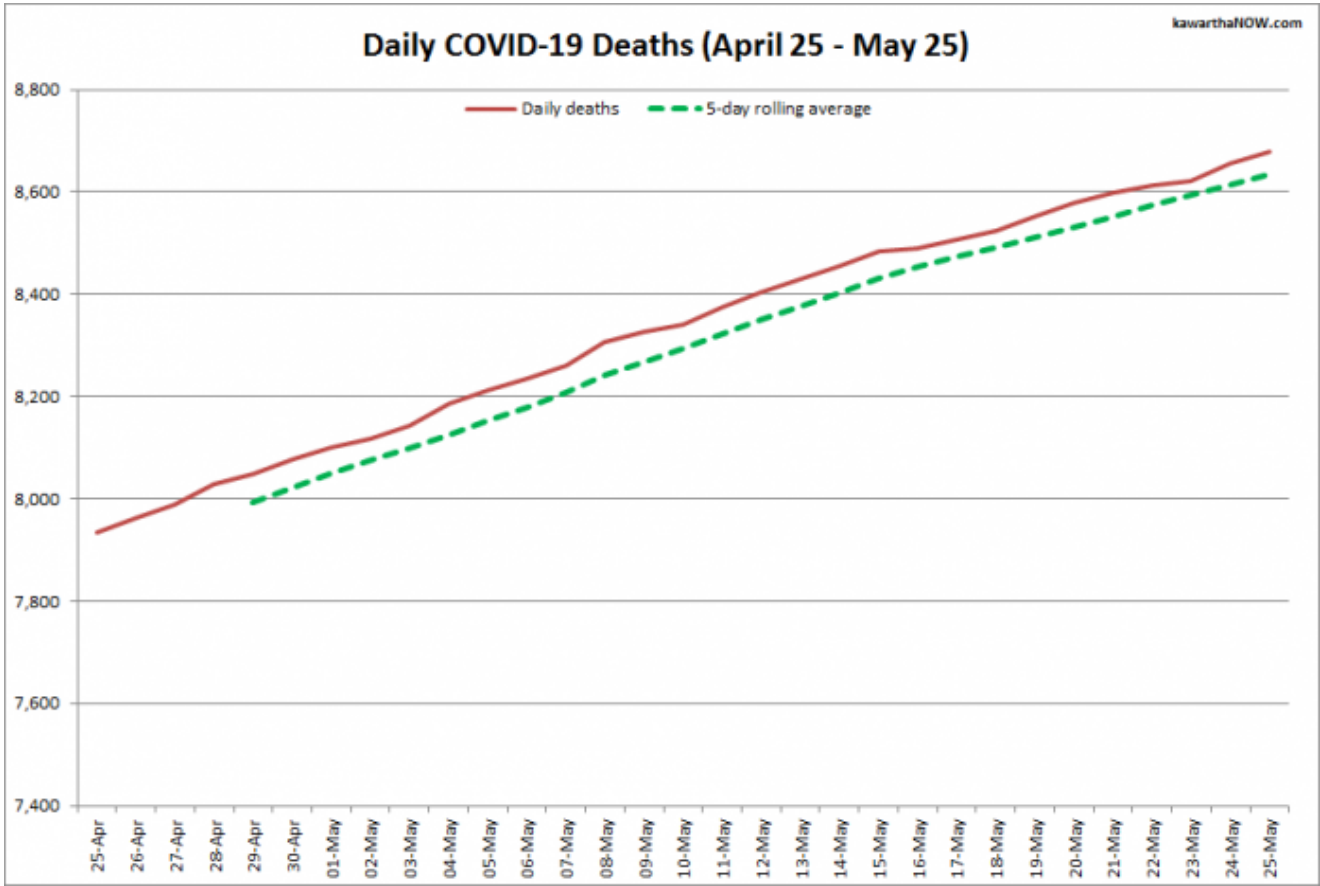
COVID-19 cases in Ontario from April 25 – May 25, 2021. The red line is the number of new cases reported daily, and the dotted green line is a five-day rolling average of new cases. (Graphic: kawarthaNOW.com)



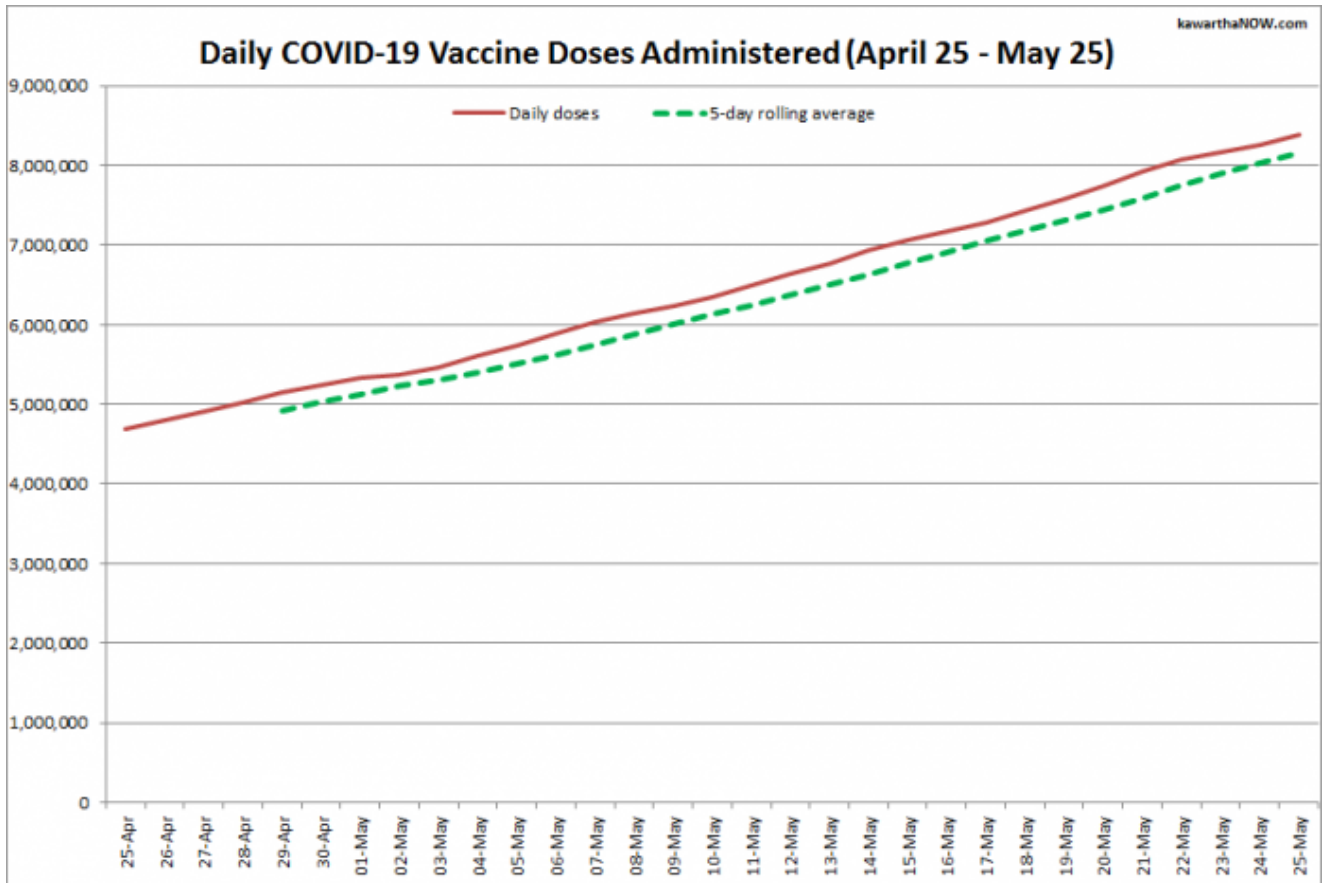
COVID-19 tests completed in Ontario from April 25 – May 25, 2021. The red line is the daily number of tests completed, and the dotted green line is a five-day rolling average of tests completed. (Graphic: kawarthaNOW.com)



COVID-19 hospitalizations and ICU admissions in Ontario from April 25 – May 25, 2021. The red line is the daily number of COVID-19 hospitalizations, the dotted green line is a five-day rolling average of hospitalizations, the purple line is the daily number of patients with COVID-19 in ICUs, and the dotted orange line is a five-day rolling average of patients with COVID-19 in ICUs. (Graphic: kawarthaNOW.com)



COVID-19 deaths in Ontario from April 25 – May 25, 2021. The red line is the cumulative number of daily deaths, and the dotted green line is a five-day rolling average of daily deaths. (Graphic: kawarthaNOW.com)



COVID-19 vaccine doses administered in Ontario from April 25 – May 25, 2021. The red line is the cumulative number of daily doses administered, and the dotted green line is a five-day rolling average of daily doses. (Graphic: kawarthaNOW.com)

For more information about COVID-19 in Ontario, visit covid-19.ontario.ca.