

Ontario reports 4,447 new COVID-19 cases, including 53 in greater Kawarthas

kawarthanow.com/2021/04/19/covid-19-update-for-peterborough-and-the-greater-kawarthas-region-april-19-2021/

April 19, 2021

[News & Community](#)

Regional active cases drop to 376 despite 26 new cases in Northumberland, 11 in Kawartha Lakes, 8 in Peterborough, 5 in Hastings Prince Edward, and 3 in Haliburton

By [kawarthaNOW](#) -
Published



Here's an update on COVID-19 cases in Ontario as well as in the greater Kawarthas region.

Today, Ontario is reporting 4,447 new cases, with Toronto reporting 1,299 new cases and 8 other health units reporting triple-digit increases. The seven-day average of daily cases has increased by 7 to 4,348.

There are now 36,579 cases of the B.1.1.7 UK variant in Ontario, an increase of 2,467 from yesterday, with 4 more cases of the P.1 Brazilian variant. Hospitalizations, ICU admissions, and patients on ventilators continue to reach record highs.

In the greater Kawartha region, there are 53 new cases and an additional 91 cases resolved, with the number of active cases decreasing by 46 to 376. There has been 1 new COVID-related death in Hastings Prince Edward.

Most of today's new cases are in Toronto (1,299), Peel (926), York (577), Ottawa (233), Hamilton (227), Durham (205), Niagara (203), Halton (169), and Simcoe Muskoka (114).

There are double-digit increases today in Waterloo (79), Wellington-Dufferin-Guelph (70), Middlesex-London (56), Windsor-Essex (39), Brant (39), Eastern Ontario (32), Haliburton, Kawartha, Pine Ridge (28), Haldimand-Norfolk (21), Peterborough (16), Porcupine (12), Leeds, Grenville & Lanark (12), Sudbury (11), Kingston, Frontenac and Lennox & Addington (11), Renfrew (11), and Southwestern (10), with smaller increases in Chatham-Kent (9), Grey Bruce (9), and Hastings Prince Edward (7).

The remaining 7 health units are reporting 5 or fewer new cases, with only 1 health unit (Timiskaming) reporting no new cases at all.

Of today's new cases, 56% are among people 39 and younger, with the highest number of cases (1,600) among people ages 20-39 followed by 1,319 cases among people ages 40-59 and 897 cases among people 19 and under.

With 3,153 more cases resolved since yesterday, the percentage of resolved cases has decreased by 0.2% to at 88.0%. The average positivity rate across Ontario has increased by 1.3% to 10.5%, meaning that 105 out of every 1,000 tests performed were positive for COVID-19 on April 18.

Ontario is reporting 19 new COVID-19 deaths today, with no new deaths in long-term care homes. Ontario has averaged 24 new daily deaths over the past week, an increase of 1 from yesterday.

The number of hospitalizations has increased by 95 to 2,202, but this total does not include data from than 10% of hospitals so the actual number of hospitalizations may be higher. The number of patients with COVID-19 in ICUs has increased by 14 to 755 and the number of patients with COVID-19 on ventilators has increased by 10 to 516.

A total of 42,873 tests were completed yesterday, with the backlog of tests under investigation decreasing by 7,139 to 21,512.

A total of 3,904,778 doses of vaccine have now been administered, an increase of 66,897 from yesterday, with 346,005 people fully vaccinated with both doses of vaccine, an increase of 695.

The number of fully vaccinated people represents 2.35% of Ontario's population, an increase of 0.01% from yesterday, with fully and partially vaccinated people representing 26.50% of the population, an increase of 0.45% from yesterday. An estimated 70-90% of the population must be immunized to achieve herd immunity.

In the greater Kawarthas region, there are 53 new cases to report, including 26 in Northumberland, 11 in Kawartha Lakes, 8 in Peterborough, 5 in Hastings Prince Edward, and 3 in Haliburton.

There has been 1 new COVID-related death in Hastings Prince Edward. There are 2 new hospitalizations in Peterborough and 2 new hospitalizations in Kawartha Lakes.

New outbreaks have been declared at Grafton Post Office in Grafton and St. Thomas Aquinas Catholic Secondary School in Lindsay.

There are 25 new regional cases of variants of concern, including 10 in Kawartha Lakes, 7 in Peterborough, 5 in Hastings Prince Edward, and 3 in Northumberland.

An additional 91 cases have been resolved, including 50 in Northumberland, 16 in Peterborough, 12 in Hastings Prince Edward, 11 in Kawartha Lakes, and 2 in Haliburton. Outbreaks at Timber House Resort in Brighton, St. John Vianney Church in Highland Grove, and Our Lady of Lourdes in Cardiff have been declared resolved.

There are currently 376 active cases in the greater Kawarthas region, a decrease of 46 from yesterday, including 123 in Peterborough, 102 in Hastings Prince Edward (21 in Quinte West, 54 in Belleville, 5 in Tyendinaga & Deseronto, 14 in Prince Edward County, 4 in Central Hastings, and 5 in North Hastings), 93 in Northumberland, 46 in Kawartha Lakes, and 12 in Haliburton.

Since the pandemic began in the greater Kawarthas region, there have been 1,115 confirmed positive cases in the Peterborough area (980 resolved with 12 deaths), 672 in the City of Kawartha Lakes (583 resolved with 56 deaths), 748 in Northumberland County (643 resolved with 12 deaths), 91 in Haliburton County (78 resolved with 1 death), and 815 in Hastings and Prince Edward counties (705 resolved with 8 deaths). The most recent death was reported in Hastings Prince Edward on April 19.

The provincial data in this report is pulled from Ontario's integrated Public Health Information System (iPHIS) at 4 p.m. the previous day, as well as from systems in Toronto, Ottawa, and Middlesex-London at 2 p.m. the previous day. Data from local health units is more current and is usually reflected in the provincial data the following day. There may be discrepancies between the Ontario data reported today (which is from yesterday) and the local health unit data reported today (which is from today).

Haliburton, Kawartha, Pine Ridge District Health Unit

The Haliburton, Kawartha, Pine Ridge District Health Unit's service area is the City of Kawartha Lakes, Northumberland County, and Haliburton County.

The health unit provides reports from Monday to Saturday, excluding Sundays and statutory holidays. These numbers are from April 18 and 19.

Confirmed positive: 1,511, including 672 in Kawartha Lakes, 748 in Northumberland, and 91 in Haliburton (increase of 40, including 11 in Kawartha Lakes, 26 in Northumberland, and 3 in Haliburton)*

Cases with N501Y mutation: 237, including 86 in Kawartha Lakes, 142 in Northumberland, and 9 in Haliburton (increase of 13, including 10 in Kawartha Lakes and 3 in Northumberland)**

Active cases: 151, including 46 in Kawartha Lakes, 93 in Northumberland, and 12 in Haliburton (net decrease of 25)

Probable cases: 3, including 2 in Kawartha Lakes and 1 in Haliburton (increase of 1 in Kawartha Lakes)

Hospitalizations (total to date): 57, including 34 in Kawartha Lakes, 20 in Northumberland, and 3 in Haliburton (increase of 2 in Kawartha Lakes)***

Deaths (including among probable cases): 69, including 56 in Kawartha Lakes, 12 in Northumberland, and 1 in Haliburton (no change)

Resolved: 1,304, including 583 in Kawartha Lakes, 643 in Northumberland, and 78 in Haliburton (increase of 65, including 13 in Kawartha Lakes, 50 in Northumberland, and 2 in Haliburton)

Tests completed: 173,620 (increase of 6,212)

Vaccine doses administered: 51,711 (increase of 13,296 as of April 19)

Number of people fully vaccinated: 3,408 (increase of 361 as of April 19)

Outbreaks: St. Mary Catholic Secondary School in Cobourg, Swiss Chalet in Cobourg, Cobourg Collegiate Institute in Cobourg, Fenelon Court long-term care home in Fenelon Falls, North Hope Central Public School in Campbellcroft, Grafton Public School in Grafton, Grafton Post Office in Grafton, St. Thomas Aquinas Catholic Secondary School in Lindsay (net decrease of 1)****

**The health unit states that total counts and counts for individual counties may fluctuate from previously reported counts as cases are transferred to or from the health unit based on case investigation details and routine data cleaning.*

***The N501Y mutation has been identified in variants of concern including the B.1.1.7 UK variant, the B.1.351 South Africa variant, and the P.1 Brazilian variant.*

****As of April 19, Ross Memorial Hospital in Lindsay reports 6 patients hospitalized with COVID-19 (increase of 1).*

*****Outbreaks at Timber House Resort in Brighton, St. John Vianney Church in Highland Grove, and Our Lady of Lourdes in Cardiff have been declared resolved. New outbreaks at Grafton Post Office in Grafton and St. Thomas Aquinas Catholic Secondary School in Lindsay were declared on April 18 and 19 respectively.*

Province of Ontario

Confirmed positive: 421,442 (increase of 4,447)

COVID-19 variants of concern (VOC) cases: 36,579 of B.1.1.7 UK variant (increase of 2,467); 104 of B.1.351 South Africa variant (no change); 211 of P.1 Brazilian variant (increase of 4)

7-day average of daily new cases: 4,348 (increase of 7)

Positivity rate: 10.5% (increase of 1.3%)

Resolved: 370,844 (increase of 3,153), 88.0% of all cases (decrease of 0.2%)

Hospitalizations: 2,202 (increase of 95)*

Hospitalizations in ICU: 755 (increase of 14)

Hospitalizations in ICU on ventilator: 516 (increase of 10)

Deaths: 7,735 (increase of 19)

7-day average of daily new deaths: 24 (increase of 1)

Deaths of residents in long-term care homes: 3,912 (no change)

Total tests completed: 13,576,030 (increase of 42,873)

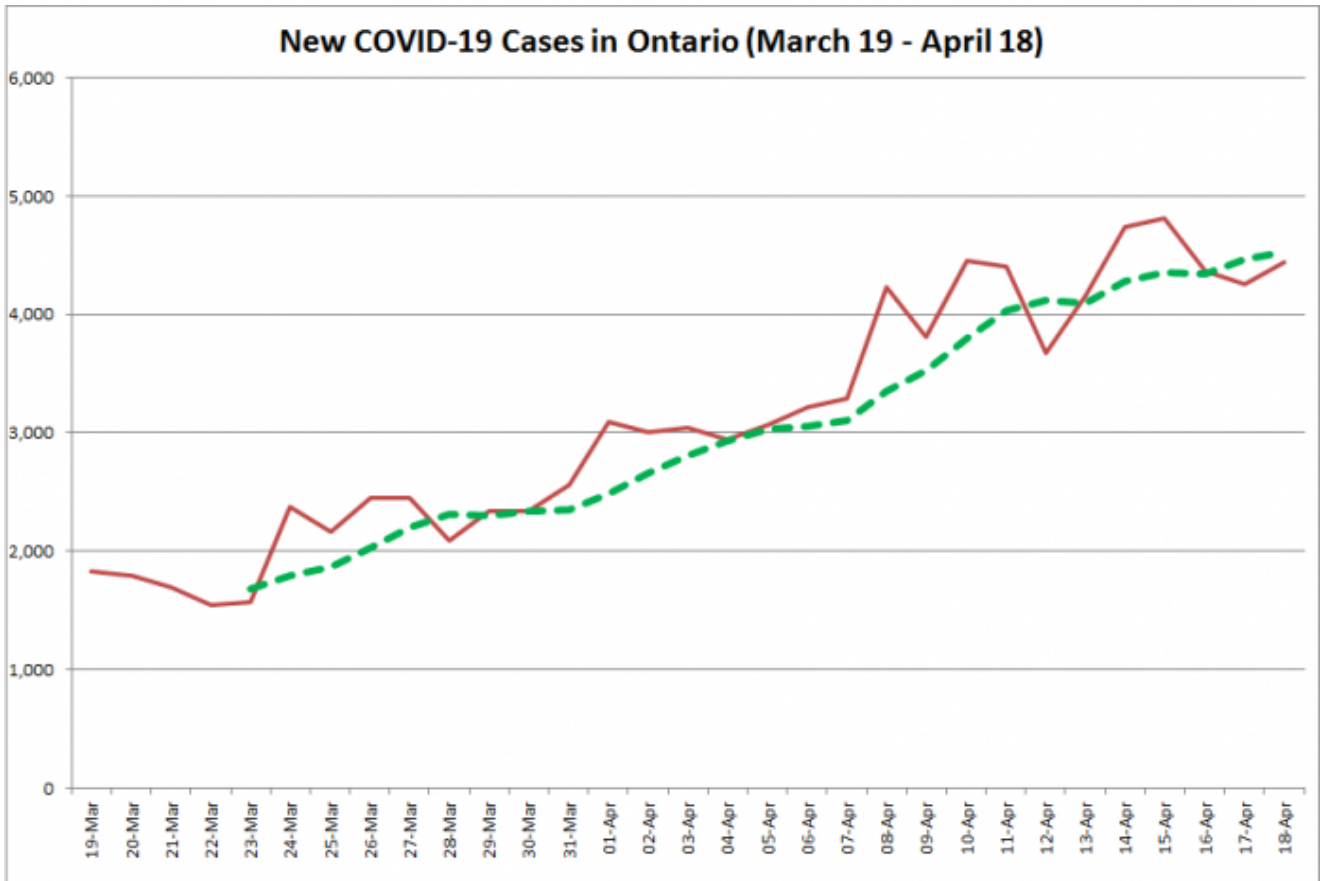
Tests under investigation: 21,512 (decrease of 7,139)

Vaccination doses administered: 3,904,778 (increase of 66,897), 26.50% of Ontario's population (increase of 0.45%)**

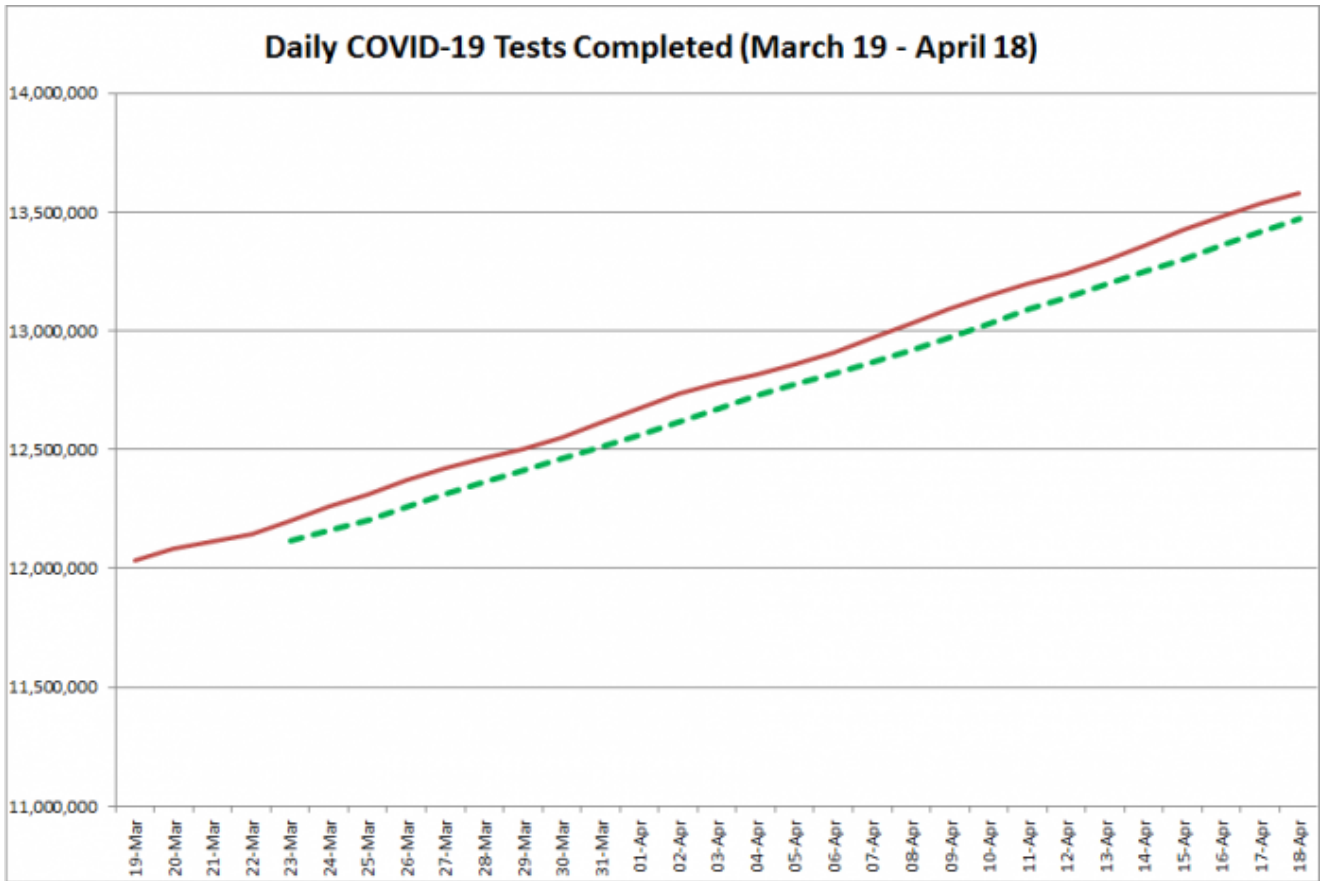
People fully vaccinated (two doses): 346,005 (increase of 695), 2.35% of Ontario's population (increase of 0.01%)**

**More than 10% of hospitals did not submit data for this report, so the actual number of hospitalizations may be higher.*

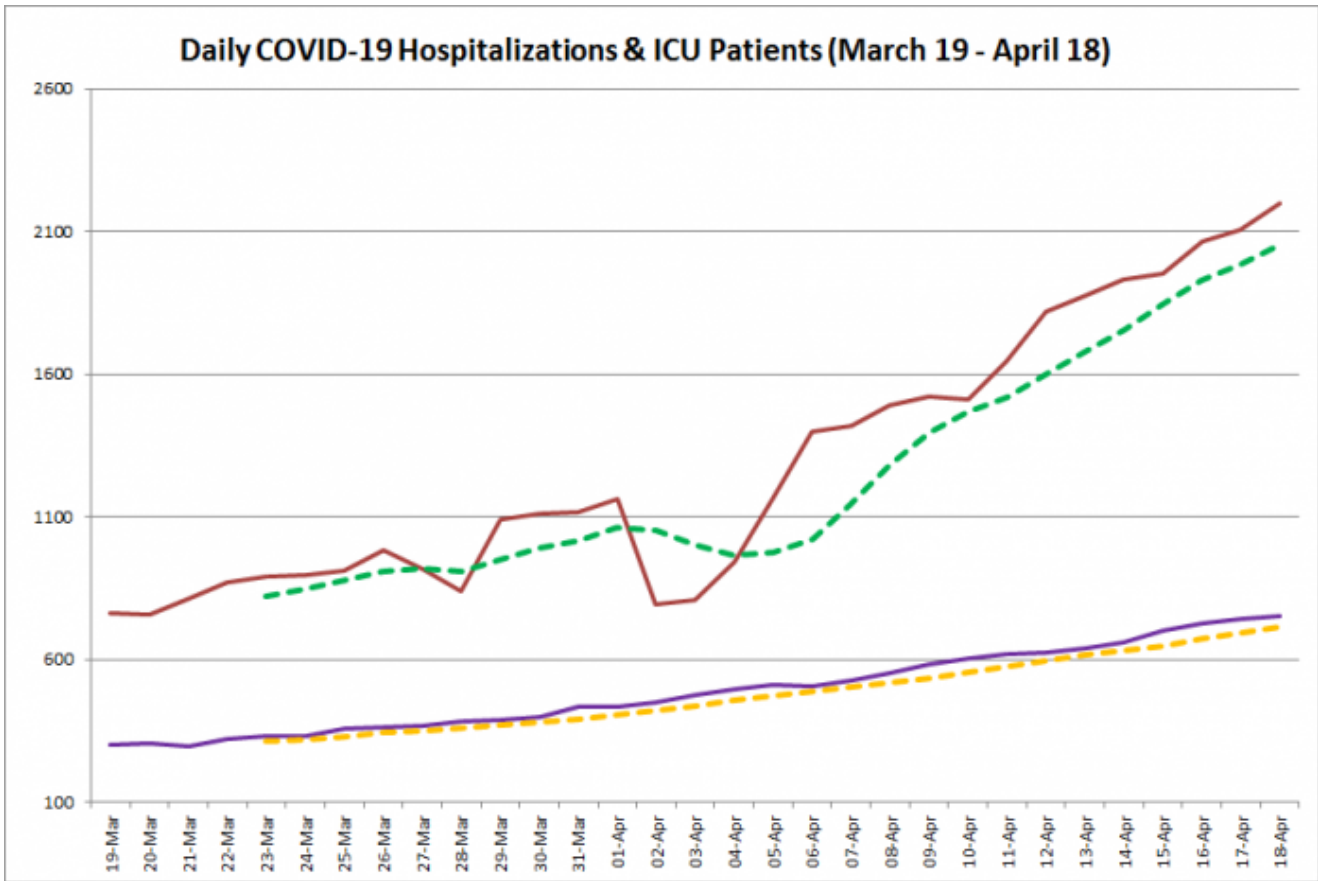
***An estimated 70-90% of the population must be immunized to achieve herd immunity.*



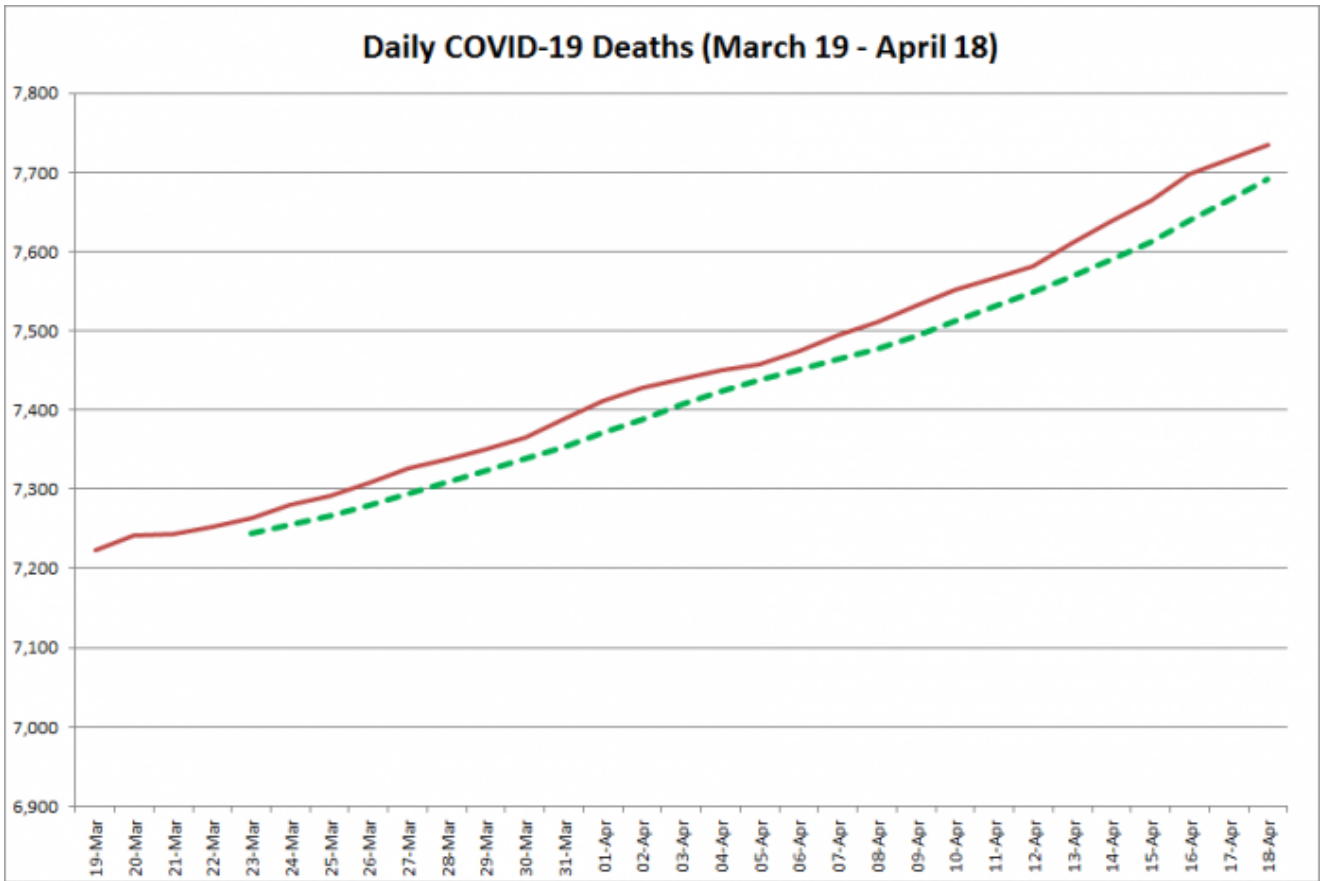
COVID-19 cases in Ontario from March 19 – April 18, 2021. The red line is the number of new cases reported daily, and the dotted green line is a five-day moving average of new cases. (Graphic: kawarthaNOW.com)



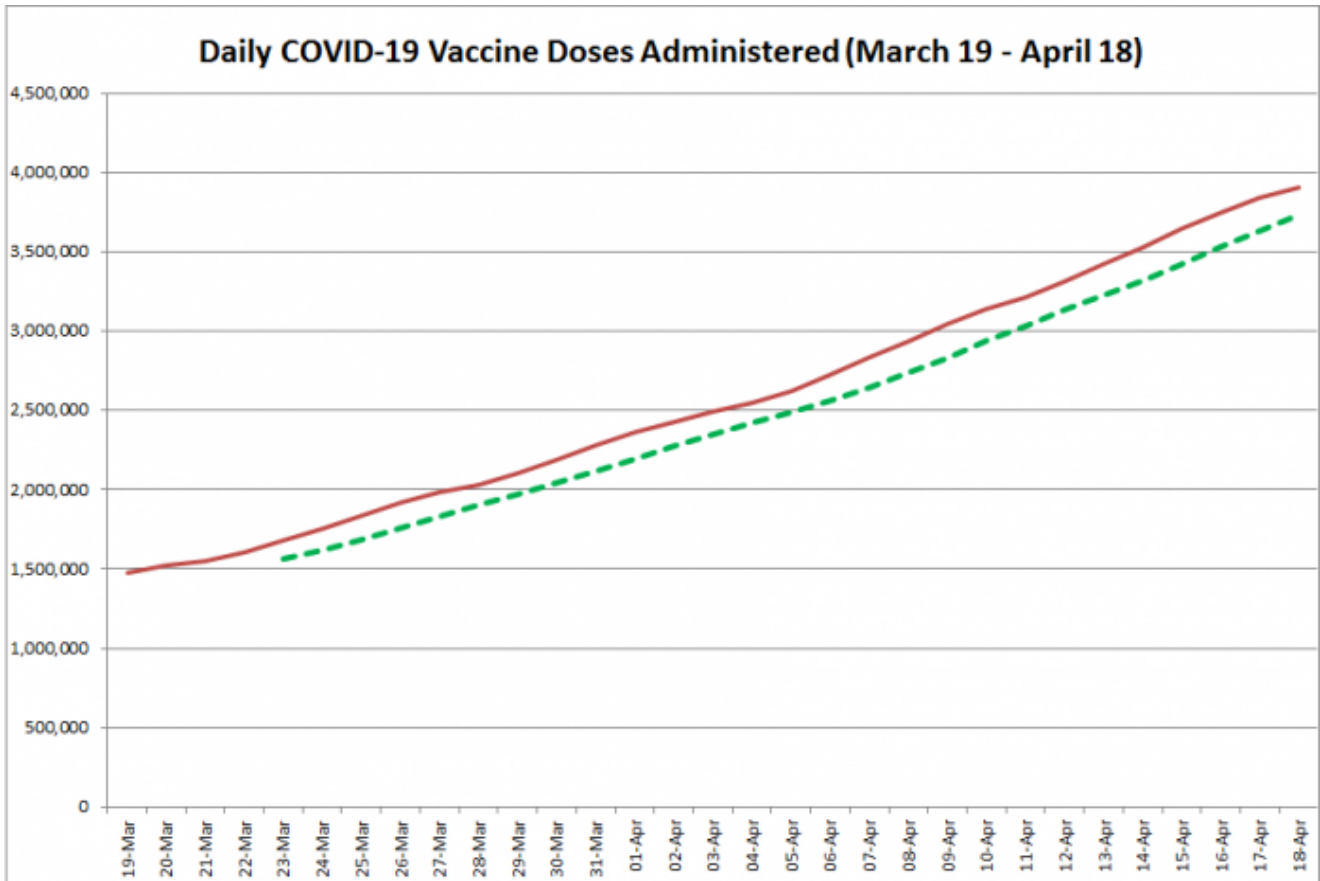
COVID-19 tests completed in Ontario from March 19 – April 18, 2021. The red line is the daily number of tests completed, and the dotted green line is a five-day moving average of tests completed. (Graphic: kawarthaNOW.com)



COVID-19 hospitalizations and ICU admissions in Ontario from March 19 – April 18, 2021. The red line is the daily number of COVID-19 hospitalizations, the dotted green line is a five-day moving average of hospitalizations, the purple line is the daily number of patients with COVID-19 in ICUs, and the dotted orange line is a five-day moving average of patients with COVID-19 in ICUs. (Graphic: kawarthaNOW.com)



COVID-19 deaths in Ontario from March 19 – April 18, 2021. The red line is the cumulative number of daily deaths, and the dotted green line is a five-day moving average of daily deaths. (Graphic: kawarthaNOW.com)



COVID-19 vaccine doses administered in Ontario from March 19 – April 18, 2021. The red line is the cumulative number of daily doses administered, and the dotted green line is a five-day moving average of daily doses. (Graphic: kawarthaNOW.com)

For more information about COVID-19 in Ontario, visit covid-19.ontario.ca.

Comments
