

Ontario reports 1,265 new COVID-19 cases, including 24 in greater Kawarthas region

kawarthanow.com/2021/02/08/covid-19-update-for-peterborough-and-the-greater-kawarthas-region-february-8-2021/

February 8, 2021

Regional active cases increase to 113 with 13 new cases in Northumberland and 10 in Kawartha Lakes

By [kawarthaNOW](#) -
Published



Here's an update on COVID-19 cases in Ontario as well as in the greater Kawarthas region.

Today, Ontario is reporting 1,265 new cases, including 45 more cases of the B.1.1.7 UK variant and no new cases the B.1.351 South Africa variant. The seven-day average of daily cases has decreased by 101 to 1,327.

In the greater Kawarthas region, there are 24 new cases to report and 14 additional cases resolved, with the number of active cases across the region increasing by 10 to 113. Almost all of the new cases in the region are in Kawartha Lakes and Northumberland.

Most of today's new cases in Ontario are in Toronto (421), Peel (256), and York (130).

There are double-digit increases in Durham (61), Ottawa (50), Simcoe Muskoka (43), Windsor-Essex (40), Waterloo (39), Middlesex-London (36), Hamilton (33), Halton (33), Niagara (28), Wellington-Dufferin-Guelph (22), and Brant (11), with smaller increases in Haliburton, Kawartha, Pine Ridge (9), Chatham-Kent (9), Thunder Bay (8), and Southwestern (8).

The remaining 16 health units are reporting 5 or fewer new cases, with 5 health units reporting no new cases at all.

Of today's new cases, 51% are among people 39 and younger, with the highest number of cases (457) among people ages 20-39, followed by 348 cases among people ages 40-59.

With 1,700 more cases resolved since yesterday, the percentage of resolved cases has increased by 0.2% to 92.5%. The average positivity rate across Ontario has increased by 1.6% to 4.4%, meaning that 44 out of every 1,000 tests performed were positive for COVID-19 on February 7.

Ontario is reporting 33 new COVID-19 deaths today, including 8 in long-term care homes. Ontario has averaged 45 new daily deaths over the past week.

Hospitalizations have decreased by 25 from yesterday to 901, but this number does include data from more than 10% of hospitals, so the number of hospitalized patients may be higher. The number of patients with COVID-19 in ICUs remains unchanged from yesterday at 335 and the number of patients with COVID-19 on ventilators has decreased by 7 to 226.

A total of 28,303 tests were completed yesterday, with the backlog of tests under investigation decreasing by 5,846 to 10,693.

A total of 386,171 doses of vaccine have now been administered, an increase of 6,987 from yesterday, with 106,163 people fully vaccinated with both doses of vaccine, an increase of 4,419 from yesterday.

There are 3 new cases in Ontario schools, an increase of 1 from February 5, including 3 student cases. There are 12 new cases in licensed child care settings in Ontario, a decrease of 10 from February 5, with 3 cases among children and 9 cases among staff.

In the greater Kawarthas region, there are 24 new cases to report, including 13 in Northumberland, 10 in Kawartha Lakes, and 1 in Hastings Prince Edward. There are no new cases in Peterborough or Haliburton.

New outbreaks were declared on February 6 at Pinecrest Nursing Home in Bobcaygeon (1 staff case) and Cobourg Police (3 cases among special constables).

An additional 14 cases have been resolved, including 9 in Kawartha Lakes, 4 in Peterborough, and 1 in Northumberland. The outbreak at Caressant Care Mary Street retirement home in Lindsay has been declared resolved.

There are currently 113 active cases in the greater Kawarthas region, an increase of 10 from yesterday, including 60 in Kawartha Lakes, 27 in Northumberland, 18 in Peterborough, 6 in Hastings Prince Edward (2 in Quinte West and 4 in Belleville), and 2 in Haliburton.

Hastings Prince Edward is one of three health units in Ontario in which the stay-at-home order will be lifted as of Wednesday (February 10). The health unit will be moved into the least restrictive “Green-Prevent” level under the province’s COVID-19 response framework, which was in effect prior to the province-wide shutdown on Boxing Day.

The stay-at-home order for the other two health units in the region (Peterborough Public Health and Haliburton, Kawartha, Pine Ridge District Health Unit) will remain in effect until Tuesday, February 16th, at which time the Ontario government will announce which health units will move back into the COVID-19 response framework and at what level.

Since the pandemic began in the greater Kawarthas region, there have been 559 confirmed positive cases in the Peterborough area (532 resolved with 9 deaths), 491 in the City of Kawartha Lakes (398 resolved with 46 deaths), 394 in Northumberland County (358 resolved with 9 deaths), 50 in Haliburton County (48 resolved with no deaths), and 372 in Hastings and Prince Edward counties (361 resolved with 5 deaths). The most recent death was reported in Kawartha Lakes on February 4.

The provincial data in this report is pulled from Ontario’s integrated Public Health Information System (iPHIS) at 12 p.m. the previous day. Data from local health units is more current and is usually reflected in the provincial data the following day. There may be discrepancies between the Ontario data reported today (which is from yesterday) and the local health unit data reported today (which is from today).

Haliburton, Kawartha, Pine Ridge District Health Unit

The Haliburton, Kawartha, Pine Ridge District Health Unit’s service area is the City of Kawartha Lakes, Northumberland County, and Haliburton County.

The health unit provides reports from Monday to Saturday, excluding Sundays and statutory holidays. These numbers are for February 7 and 8.

Confirmed positive: 935, including 491 in Kawartha Lakes, 394 in Northumberland, and 50 in Haliburton (increase of 23, including 10 in Kawartha Lakes and 13 in Northumberland)*

Active cases: 89, including 60 in Kawartha Lakes, 27 in Northumberland, and 2 in Haliburton (net increase of 13)

Probable cases: 3, including 2 in Northumberland and 1 in Kawartha Lakes (increase of 2)

in Northumberland)

High-risk contacts: 131, including 78 in Kawartha Lakes, 32 in Northumberland, and 7 in Haliburton (net decrease of 10)**

Hospitalizations (total to date): 35, including 25 in Kawartha Lakes, 8 in Northumberland, and 2 in Haliburton (no change)***

Deaths (including among probable cases): 55, including 46 in Kawartha Lakes and 9 in Northumberland (no change)

Resolved: 804, including 398 in Kawartha Lakes, 358 in Northumberland, 48 in Haliburton (increase of 10, including 9 in Kawartha Lakes and 1 in Northumberland)

Tests completed: 129,081 (increase of 511)

Institutional outbreaks: Hope St. Terrace long-term care home in Port Hope, Caressant Care McLaughlin Road long-term care home in Lindsay, Warkworth Place long-term care home in Warkworth, Central East Correctional Centre in Lindsay (two outbreaks), Regency long-term care home in Port Hope, Hyland Crest long-term care home in Minden, Extendicare Cobourg long-term care home, Extendicare Cobourg Landmark retirement home, Pinecrest Nursing Home in Bobcaygeon, Cobourg Police (net increase of 1)****

**The health unit states that total counts and counts for individual counties may fluctuate from previously reported counts as cases are transferred to or from the health unit based on case investigation details and routine data cleaning.*

***This total includes an additional 14 high-risk contacts directly followed up through the Public Health Ontario contact tracing process that are missing the contacts' county.*

****As of February 8, Ross Memorial Hospital in Lindsay reports 1 patient hospitalized with COVID-19.*

*****The outbreak at Caressant Care Mary Street retirement home in Lindsay has been declared resolved. New outbreaks at Pinecrest Nursing Home in Bobcaygeon (1 staff case) and Cobourg Police (3 cases among special constables) were declared on February 6.*

Province of Ontario

Confirmed positive: 279,472 (increase of 1,265)

7-day average of new cases: 1,327 (decrease of 101)

Resolved: 258,603 (increase of 1,700, 92.5% of all cases)

Positivity rate: 4.4% (increase of 1.6%)

Hospitalized: 901 (decrease of 25)*

Hospitalized and in ICU: 335 (no change)

Hospitalized and in ICU on ventilator: 226 (decrease of 7)

Deaths: 6,538 (increase of 33)

Deaths of residents in long-term care homes: 3,740 (increase of 8)

Total tests completed: 10,054,325 (increase of 28,303)

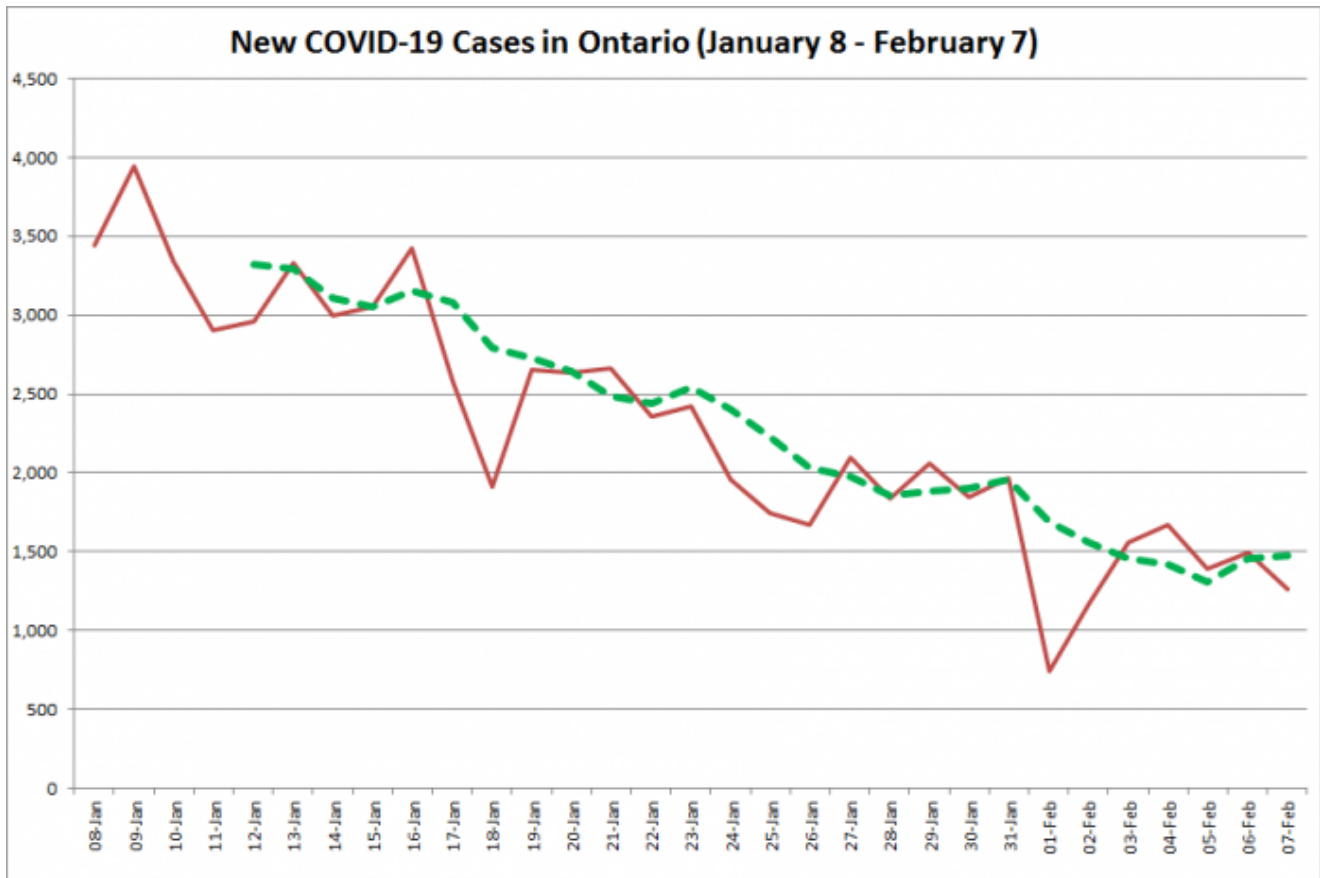
Tests under investigation: 10,693 (decrease of 5,846)

Vaccination doses administered: 386,171 (increase of 6,987)

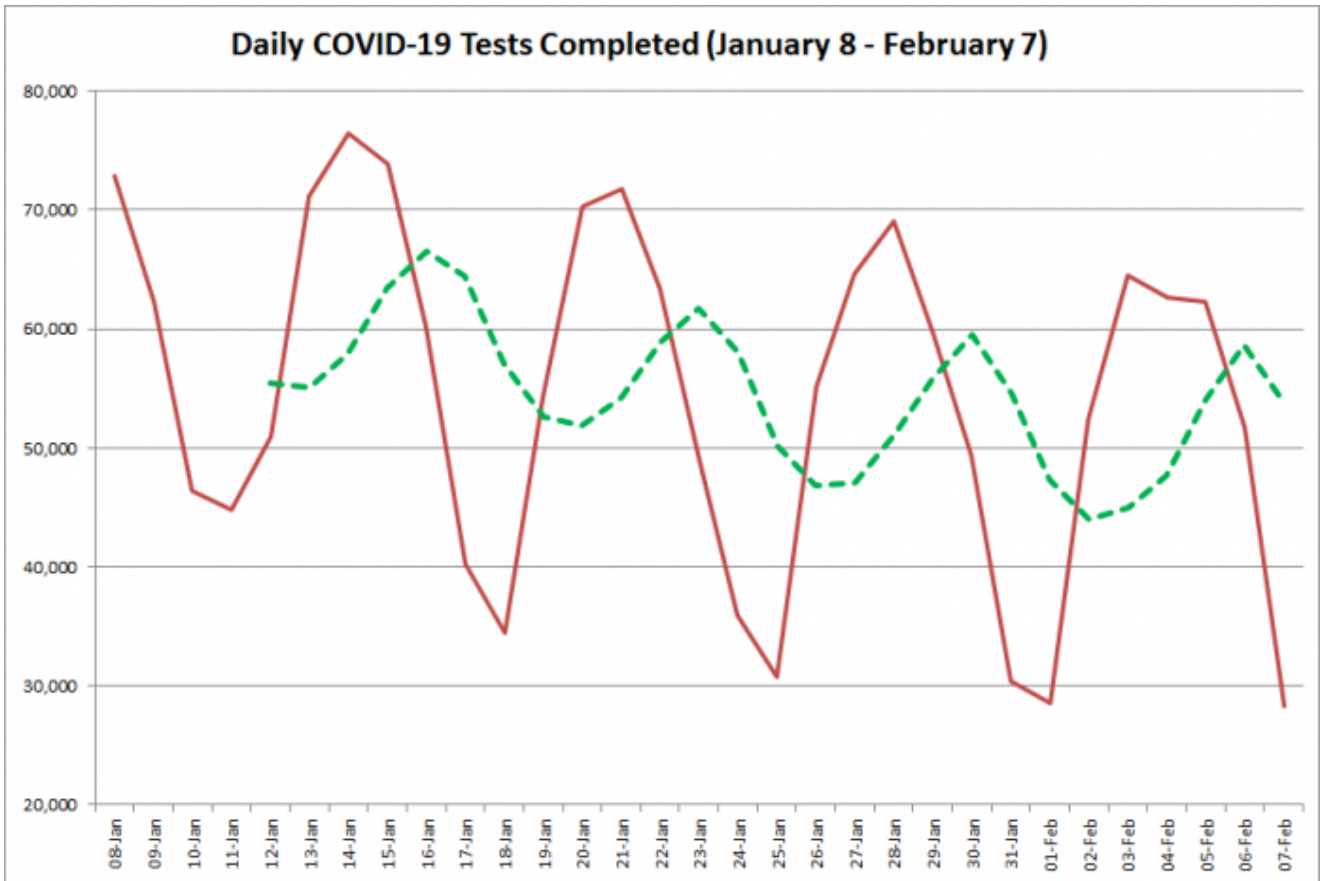
People fully vaccinated (two doses): 106,163 (increase of 4,419)

Total COVID-19 variant cases: 219 of B.1.1.7 UK variant (increase of 45); 1 of B.1.351 South Africa variant (no change)

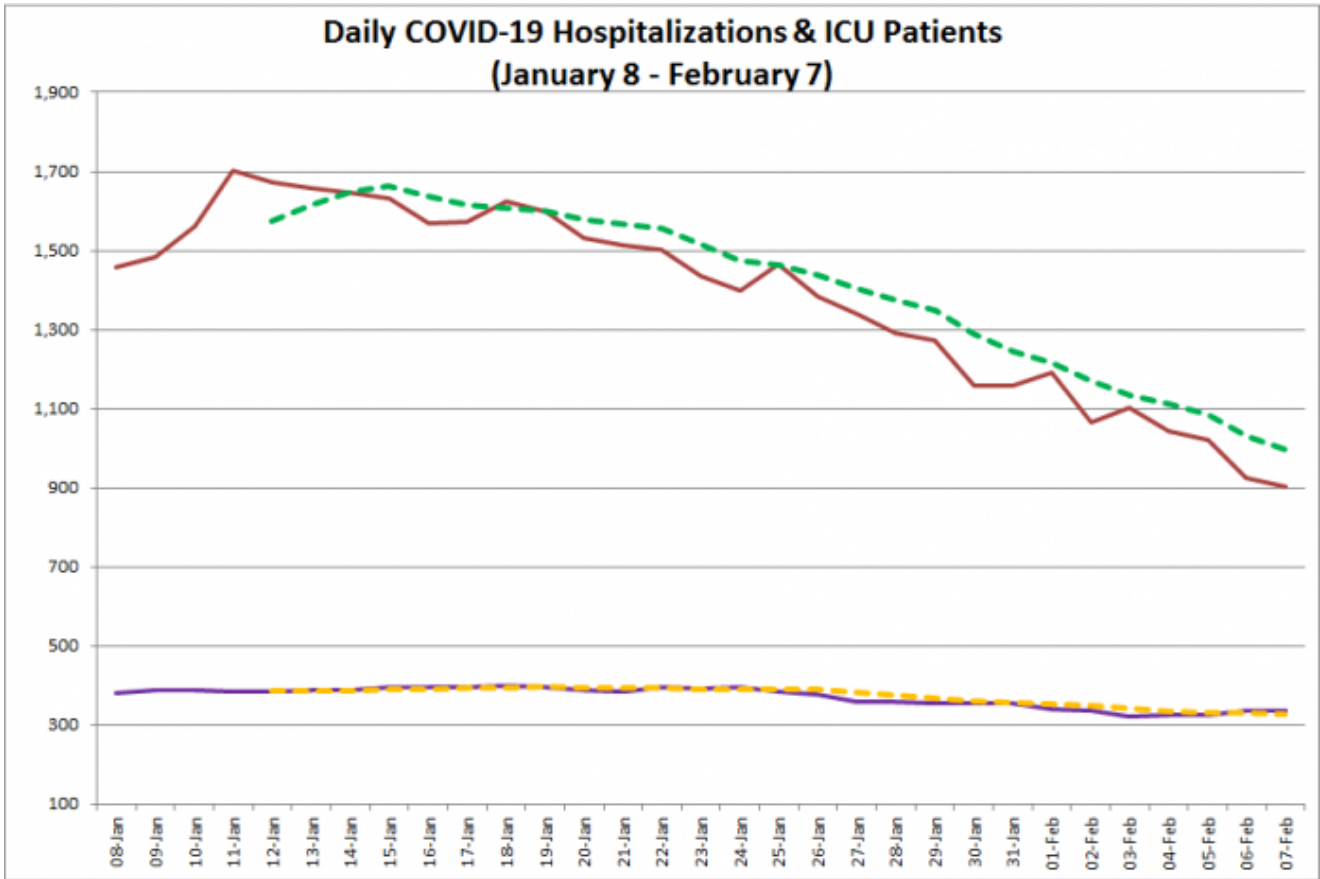
**More than 10% of hospitals did not submit data for this report, so the number of hospitalized patients may be higher.*



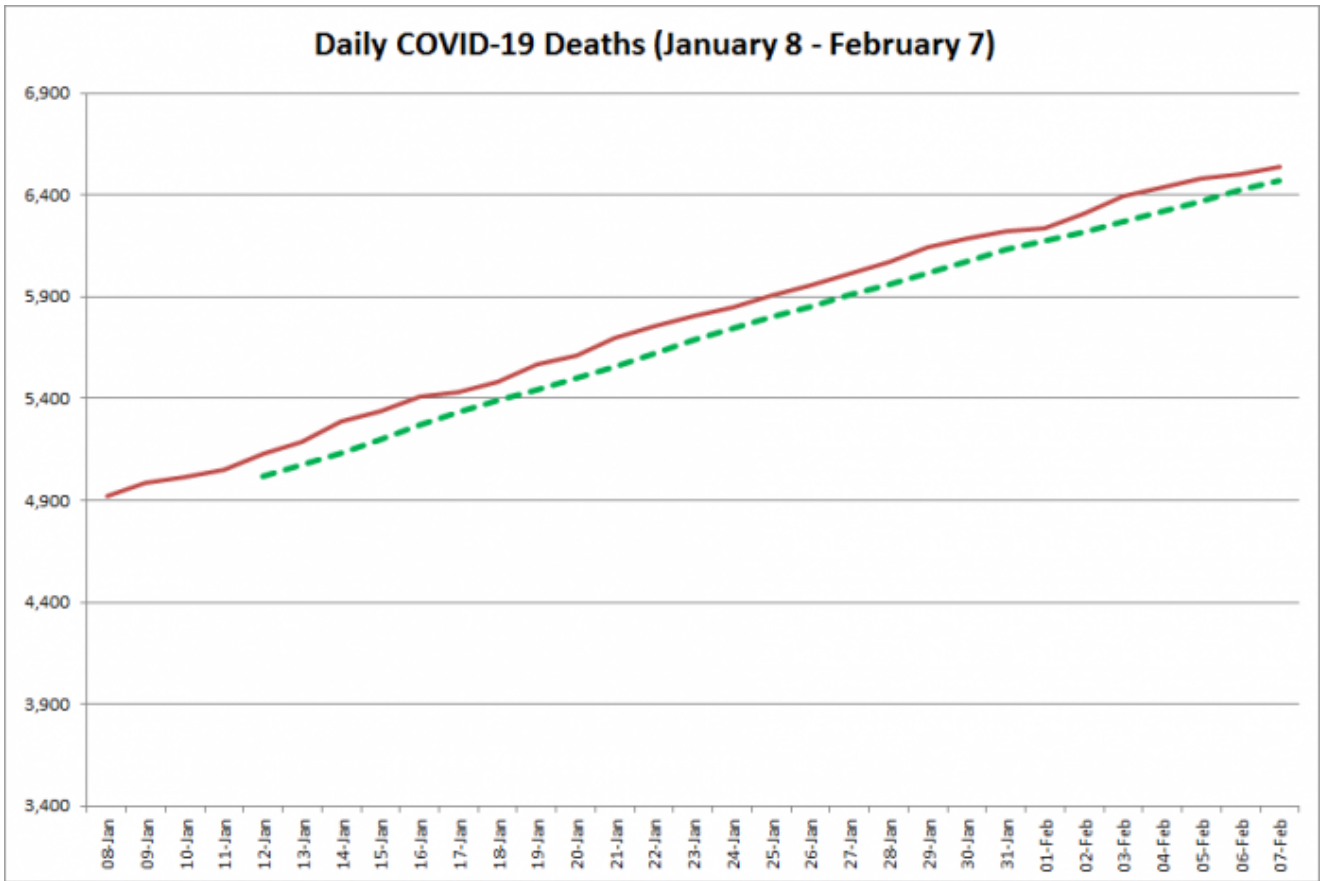
COVID-19 cases in Ontario from January 8 – February 7, 2021. The red line is the number of new cases reported daily, and the dotted green line is a five-day moving average of new cases. (Graphic: kawarthaNOW.com)



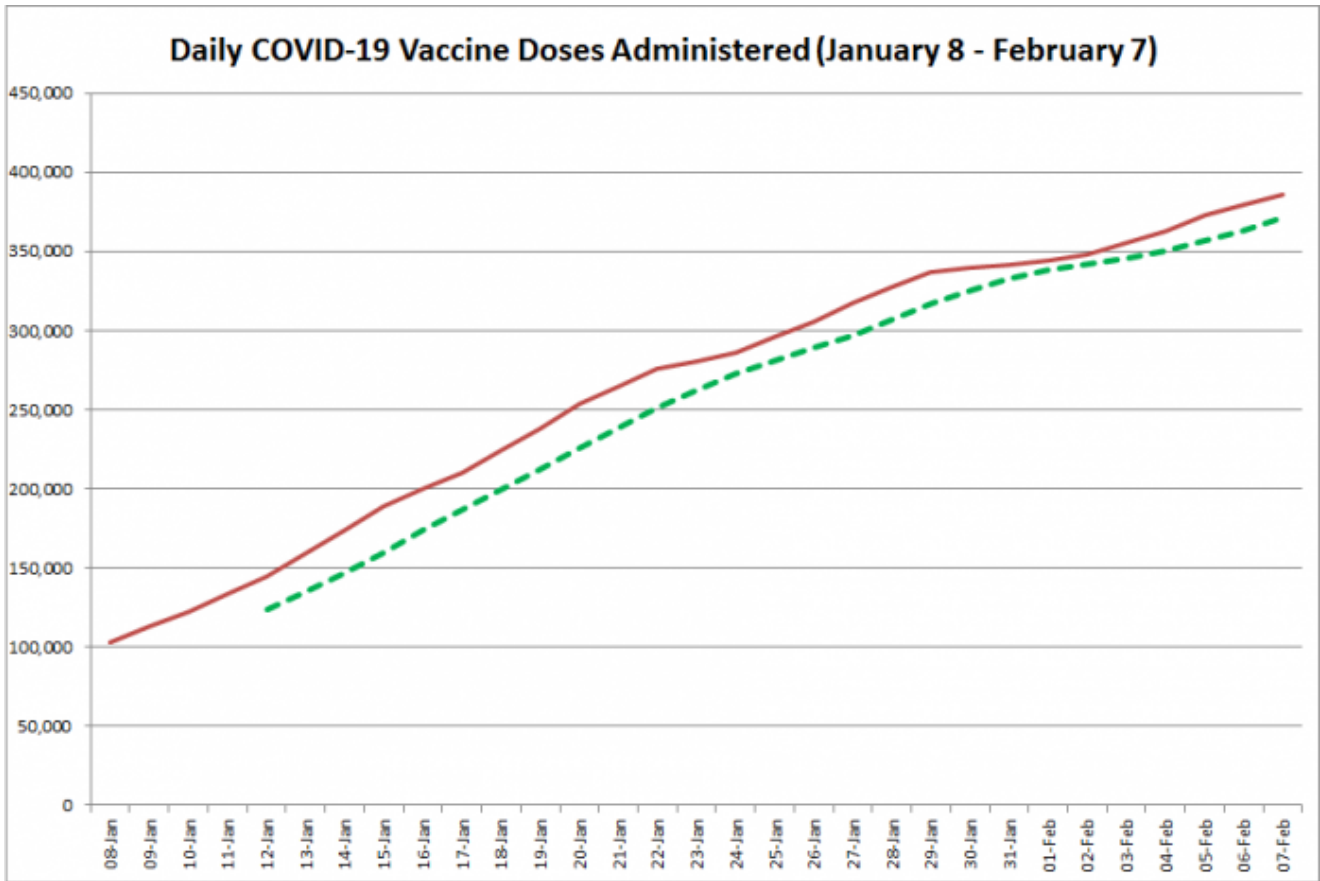
COVID-19 tests completed in Ontario from January 8 – February 7, 2021. The red line is the number of tests completed daily, and the dotted green line is a five-day moving average of tests completed. (Graphic: kawarthaNOW.com)



COVID-19 hospitalizations and ICU admissions in Ontario from January 8 – February 7, 2021. The red line is the daily number of COVID-19 hospitalizations, the dotted green line is a five-day moving average of hospitalizations, the purple line is the daily number of patients with COVID-19 in ICUs, and the dotted orange line is a five-day moving average of patients with COVID-19 in ICUs. (Graphic: kawarthaNOW.com)



COVID-19 deaths in Ontario from January 8 – February 7, 2021. The red line is the cumulative number of daily deaths, and the dotted green line is a five-day moving average of daily deaths. (Graphic: kawarthaNOW.com)



COVID-19 vaccine doses administered in Ontario from January 8 – February 7, 2021. The red line is the cumulative number of daily doses administered, and the dotted green line is a five-day moving average of daily doses. (Graphic: kawarthaNOW.com)

For more information about COVID-19 in Ontario, visit [covid-19.ontario.ca](https://www.ontario.ca/covid-19).

Comments
