

# Ontario reports 1,388 new COVID-19 cases, including 9 in greater Kawarthas region

[kawarthanow.com/2021/02/06/covid-19-update-for-peterborough-and-the-greater-kawarthas-region-february-6-2021/](https://kawarthanow.com/2021/02/06/covid-19-update-for-peterborough-and-the-greater-kawarthas-region-february-6-2021/)

February 6, 2021

## Regional active cases decrease to 106 with 4 new cases in Kawartha Lakes, 3 in Peterborough, 1 in Northumberland, and 1 in Hastings Prince Edward

By [kawarthaNOW](#) -  
Published



Here's an update on COVID-19 cases in Ontario as well as in the greater Kawarthas region.

Today, Ontario is reporting 1,388 new cases, with 11 new cases of the B.1.1.7 UK variant and no new cases the B.1.351 South Africa variant. The seven-day average of daily cases has decreased by 97 to 1,479.

In the greater Kawarthas region, there are 9 new cases to report and 10 additional cases resolved, with the number of active cases across the region decreasing by 1 to 106.

Most of today's new cases are in Toronto (455), Peel (288), and York (131).

There are double-digit increases in Ottawa (60), Hamilton (57), Niagara (56), Waterloo (43), Durham (46), Halton (42), Windsor-Essex (36), Simcoe Muskoka (35), Middlesex-London (26), Thunder Bay (15), Eastern Ontario (12), Southwestern (12), Chatham-Kent (11), Wellington-Dufferin-Guelph (11), and Huron Perth (10).

The remaining 16 health units are reporting 5 or fewer new cases, with 4 health units reporting no new cases at all.

Of today's new cases, 51% are among people 40 and older, with the highest number of cases (491) among people ages 20-39, followed by 412 cases among people ages 40-59 and 201 cases among people 60-79.

With 1,796 more cases resolved since yesterday, the percentage of resolved cases has increased by 0.1% to 92.1%. The average positivity rate across Ontario has increased by 0.1% to 2.6%, meaning that 26 out of every 1,000 tests performed were positive for COVID-19 on February 5.

Ontario is reporting 45 new COVID-19 deaths today, including 22 in long-term care homes. Ontario has averaged 48 new daily deaths over the past week.

Hospitalizations have decreased by 22 from yesterday to 1,021, with the number of patients with COVID-19 in ICUs unchanged at 325 and the number of patients with COVID-19 on ventilators increasing by 3 to 228.

A total of 62,341 tests were completed yesterday, with the backlog of tests under investigation decreasing by 9,637 to 31,924.

A total of 372,666 doses of vaccine have now been administered, an increase of 9,917 from yesterday, with 96,573 people fully vaccinated with both doses of vaccine, an increase of 8,742 from yesterday.

In the greater Kawarthas region, there are 9 new cases to report, including 4 in Kawartha Lakes, 3 in Peterborough, 1 in Northumberland, and 1 in Hastings Prince Edward. There are no new cases in Haliburton.

An additional 10 cases have been resolved, including 4 in Peterborough, 4 in Kawartha Lakes, and 2 in Northumberland. The outbreak at Golden Plough Lodge in Cobourg was declared resolved on February 5.

There are currently 106 active cases in the greater Kawarthas region, a decrease of 1 from yesterday, including 59 in Kawartha Lakes, 26 in Peterborough, 15 in Northumberland, 4 in Hastings Prince Edward (2 in Quinte West and 2 in Belleville) and 2 in Haliburton.

Since the pandemic began in the greater Kawarthas region, there have been 559 confirmed positive cases in the Peterborough area (524 resolved with 9 deaths), 481 in the City of Kawartha Lakes (389 resolved with 46 deaths), 381 in Northumberland County (357 resolved with 9 deaths), 50 in Haliburton County (48 resolved with no deaths), and 370 in Hastings and Prince Edward counties (361 resolved with 5 deaths). The most recent death was reported in Kawartha Lakes on February 4.

The provincial data in this report is pulled from Ontario's integrated Public Health Information System (iPHIS) at 12 p.m. the previous day. Data from local health units is more current and is usually reflected in the provincial data the following day. There may be discrepancies between the Ontario data reported today (which is from yesterday) and the local health unit data reported today (which is from today).

## Haliburton, Kawartha, Pine Ridge District Health Unit

---

The Haliburton, Kawartha, Pine Ridge District Health Unit's service area is the City of Kawartha Lakes, Northumberland County, and Haliburton County.

*The health unit provides reports from Monday to Saturday, excluding statutory holidays.*

**Confirmed positive:** 912, including 481 in Kawartha Lakes, 381 in Northumberland, and 50 in Haliburton (increase of 5, including 4 in Kawartha Lakes and 1 in Northumberland)\*

**Active cases:** 76, including 59 in Kawartha Lakes, 15 in Northumberland, and 2 in Haliburton (decrease of 1 in Northumberland)

**Probable cases:** 1 in Kawartha Lakes (no change)

**High-risk contacts:** 141, including 84 in Kawartha Lakes, 35 in Northumberland, and 13 in Haliburton (net increase of 13)\*\*

**Hospitalizations (total to date):** 35, including 25 in Kawartha Lakes, 8 in Northumberland, and 2 in Haliburton (no change)\*\*\*

**Deaths (including among probable cases):** 55, including 46 in Kawartha Lakes and 9 in Northumberland (no change)

**Resolved:** 794, including 389 in Kawartha Lakes, 357 in Northumberland, 48 in Haliburton (increase of 6, including 4 in Kawartha Lakes and 2 in Northumberland)

**Tests completed:** 128,570 (increase of 572)

**Institutional outbreaks:** Hope St. Terrace long-term care home in Port Hope, Caressant Care McLaughlin Road long-term care home in Lindsay, Warkworth Place long-term care home in Warkworth, Caressant Care Mary Street retirement home in Lindsay, Central East Correctional Centre in Lindsay (two outbreaks), Regency long-term care home in Port Hope, Hyland Crest long-term care home in Minden, Extendicare Cobourg long-term care home, Extendicare Cobourg Landmark retirement home (decrease of 1)\*\*\*\*

*\*The health unit states that total counts and counts for individual counties may fluctuate from previously reported counts as cases are transferred to or from the health unit based on case investigation details and routine data cleaning.*

*\*\*This total includes an additional 9 high-risk contacts directly followed up through the Public Health Ontario contact tracing process that are missing the contacts' county.*

*\*\*\*As of February 5, Ross Memorial Hospital in Lindsay reports 1 patient hospitalized with COVID-19.*

*\*\*\*\*The outbreak at Golden Plough Lodge in Cobourg was declared resolved on February 5.*

## **Province of Ontario**

---

**Confirmed positive:** 276,718 (increase of 1,388)

**7-day average of new cases:** 1,479 (decrease of 97)

**Resolved:** 254,966 (increase of 1,796, 92.1% of all cases)

**Positivity rate:** 2.6% (increase of 0.1%)

**Hospitalized:** 1,021 (decrease of 22)

**Hospitalized and in ICU:** 325 (no change)

**Hospitalized and in ICU on ventilator:** 228 (increase of 3)

**Deaths:** 6,483 (increase of 45)

**Deaths of residents in long-term care homes:** 3,719 (increase of 22)

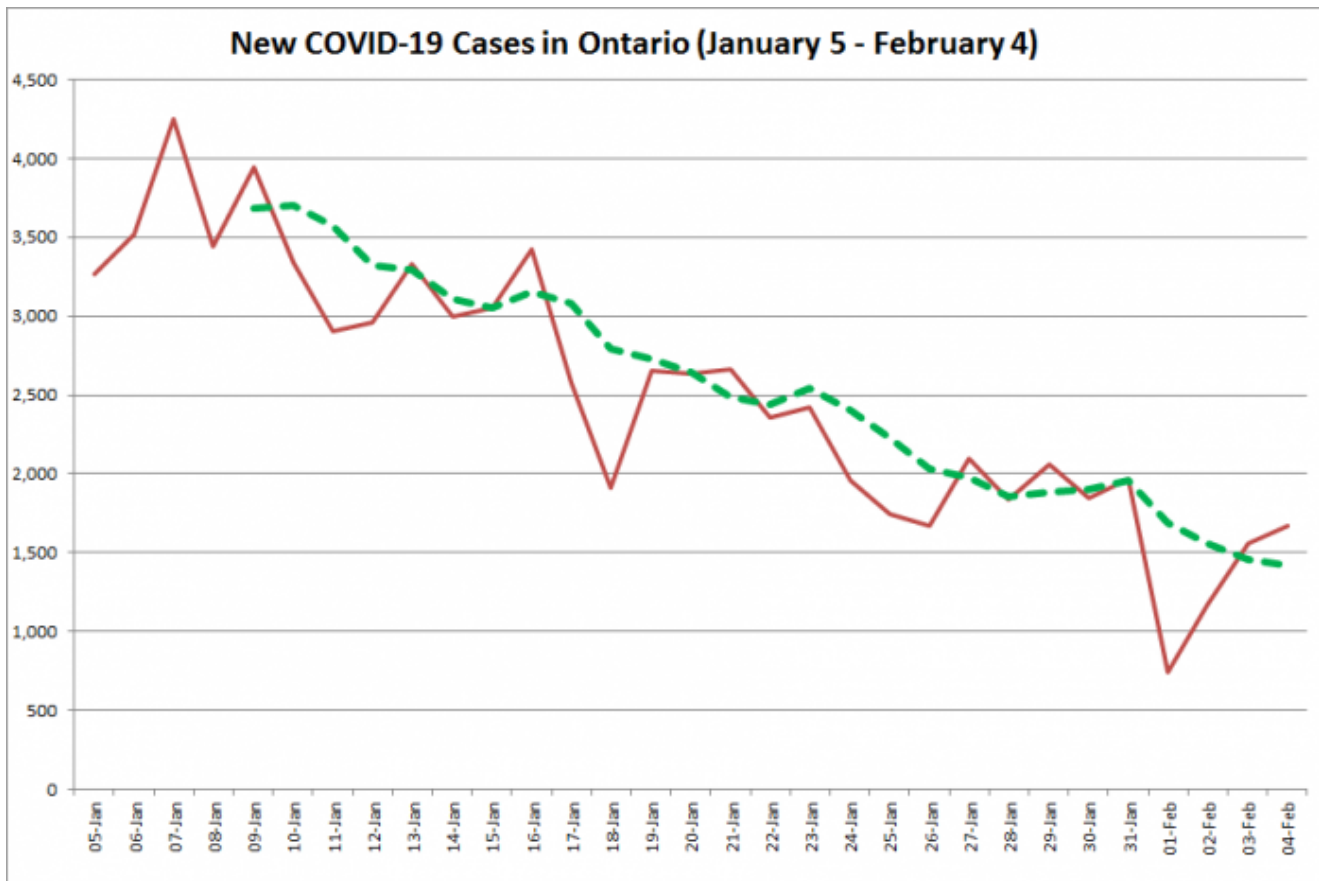
**Total tests completed:** 9,974,364 (increase of 62,341)

**Tests under investigation:** 41,561 (decrease of 5,721)

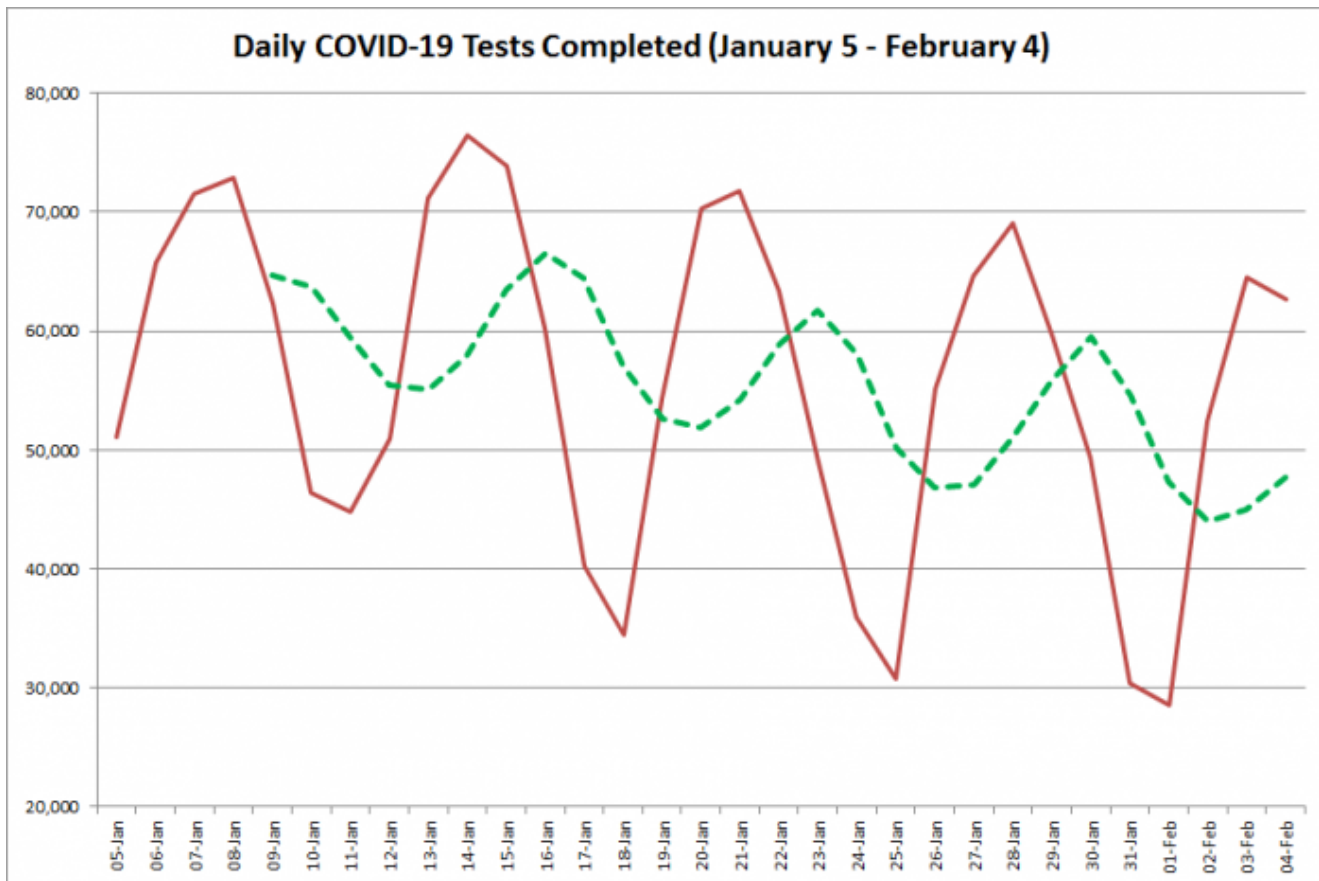
**Vaccination doses administered:** 372,666 (increase of 9,917)

**People fully vaccinated (two doses):** 96,573 (increase of 8,742)

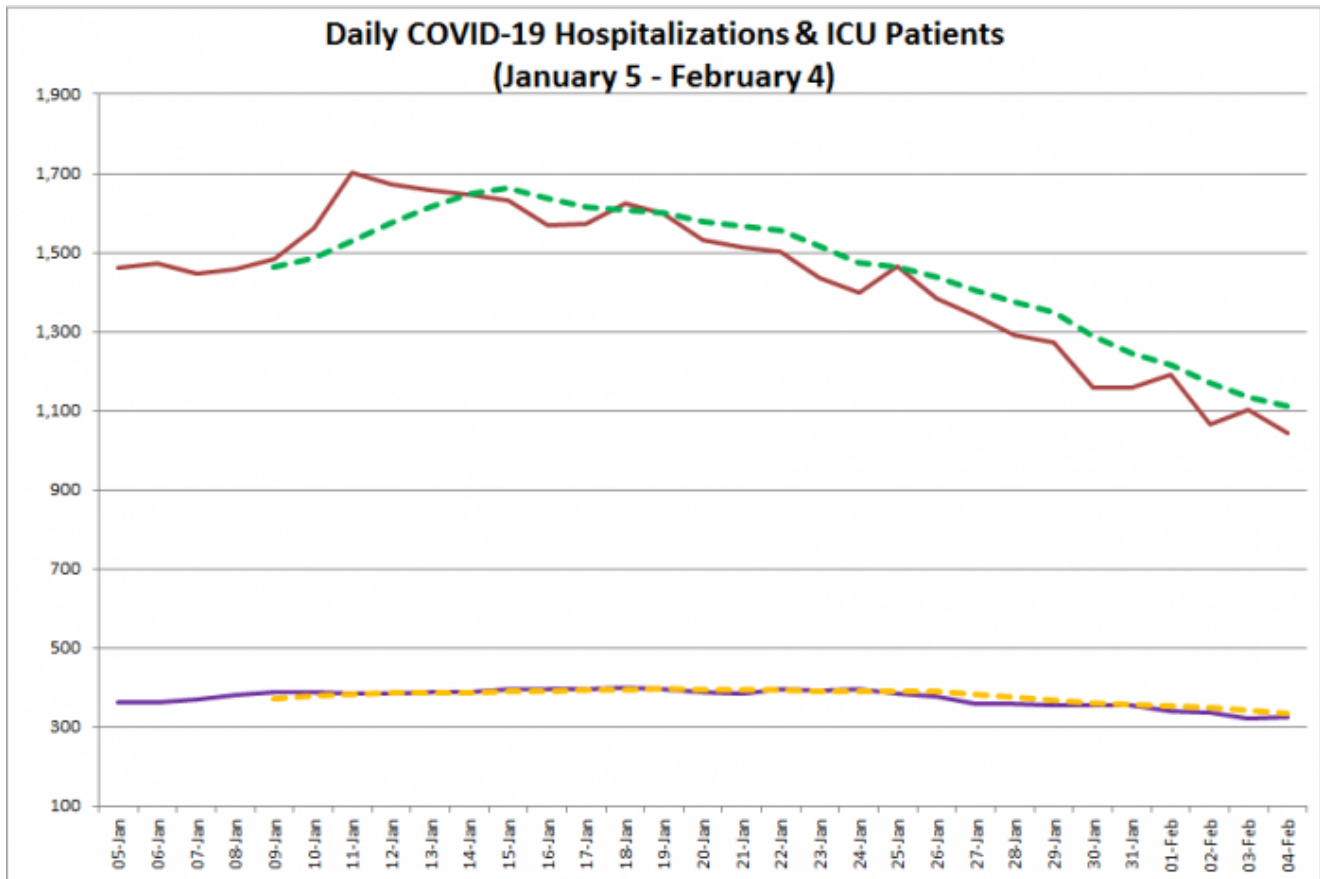
**Total COVID-19 variant cases:** 164 of B.1.1.7 UK variant (increase of 11); 1 of B.1.351 South Africa variant (no change)



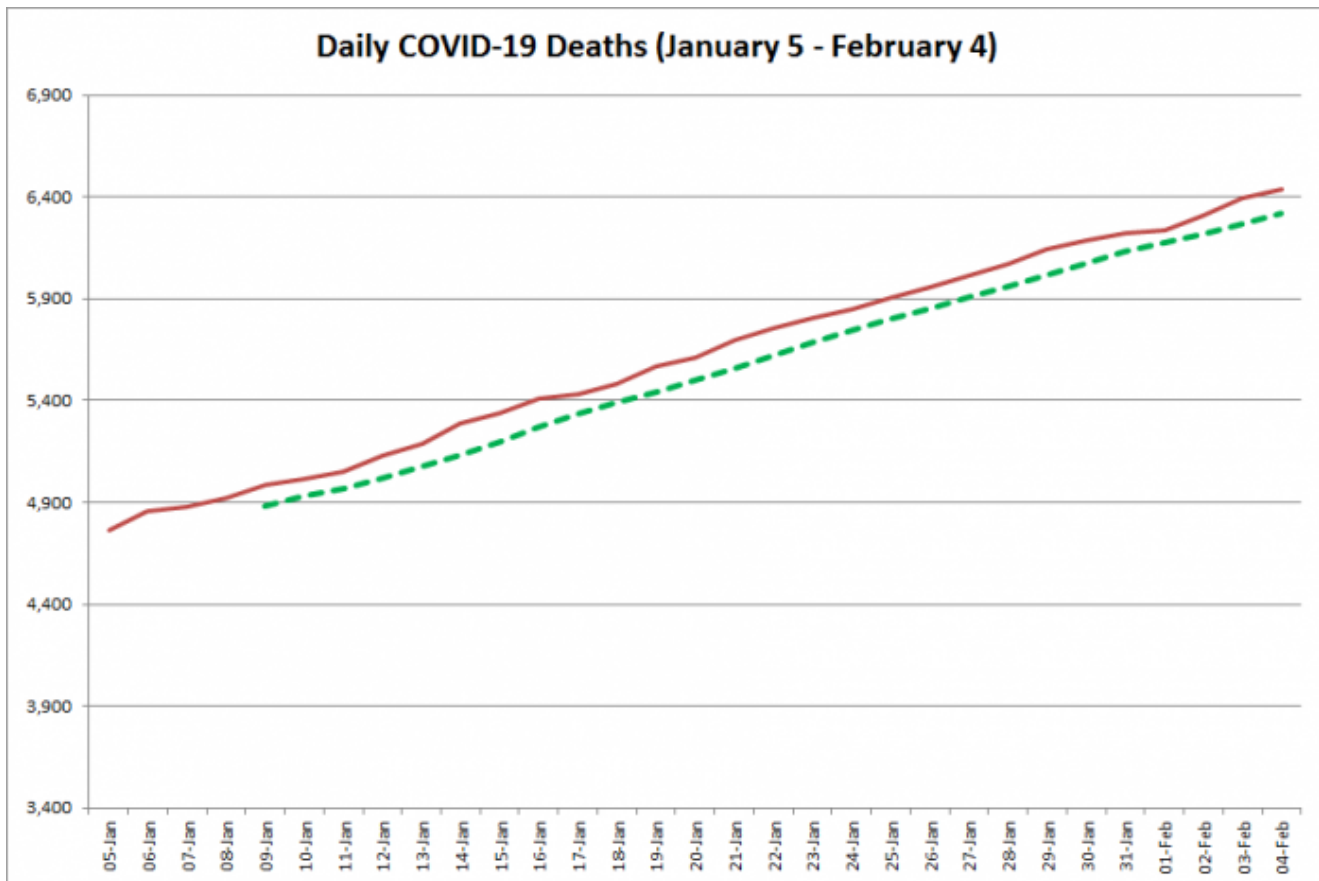
COVID-19 cases in Ontario from January 6 – February 5, 2021. The red line is the number of new cases reported daily, and the dotted green line is a five-day moving average of new cases. (Graphic: kawarthaNOW.com)



COVID-19 tests completed in Ontario from January 6 – February 5, 2021. The red line is the number of tests completed daily, and the dotted green line is a five-day moving average of tests completed. (Graphic: kawarthaNOW.com)

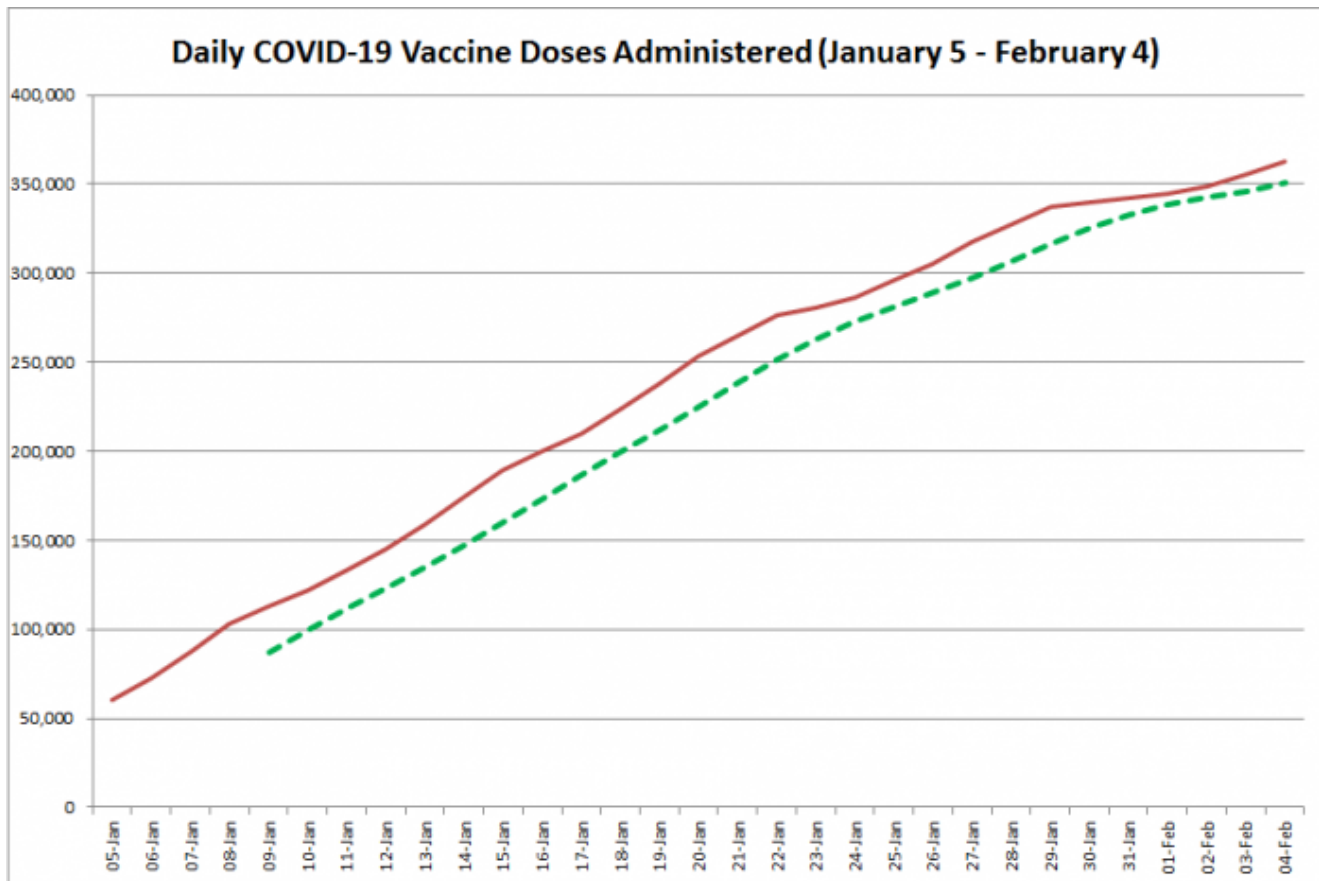


COVID-19 hospitalizations and ICU admissions in Ontario from January 6 – February 5, 2021. The red line is the daily number of COVID-19 hospitalizations, the dotted green line is a five-day moving average of hospitalizations, the purple line is the daily number of patients with COVID-19 in ICUs, and the dotted orange line is a five-day moving average of patients with COVID-19 in ICUs. (Graphic: kawarthaNOW.com)



COVID-19 deaths in Ontario from January 6 – February 5, 2021. The red line is the cumulative number of daily deaths, and the dotted green line is a five-day moving average of daily deaths. (Graphic: kawarthaNOW.com)





COVID-19 vaccine doses administered in Ontario from January 6 – February 5, 2021. The red line is the cumulative number of daily doses administered, and the dotted green line is a five-day moving average of daily doses. (Graphic: kawarthaNOW.com)

For more information about COVID-19 in Ontario, visit [covid-19.ontario.ca](https://covid-19.ontario.ca).

## Comments